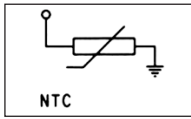
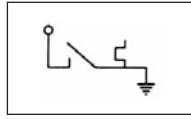


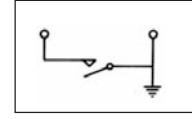
CIRCUIT DIAGRAMS



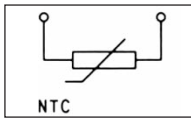
1. Variable resistance between ground and terminal.



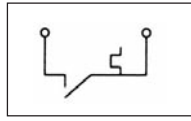
13. Normally open between ground & terminal.



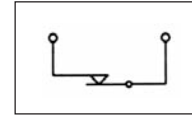
25. Open circuit.



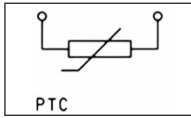
2. Variable resistance between terminals, insulated ground.



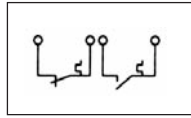
14. Normally open between terminals, insulated ground.



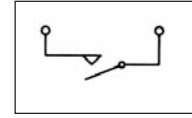
26. Closed circuit..



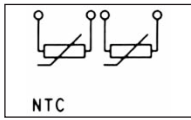
3. Variable resistance between terminals, insulated ground.



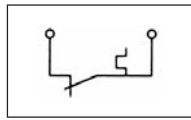
15. 2 independant circuits, one closed, one open.



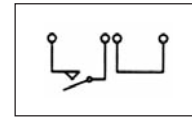
27. Open circuit..



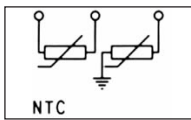
4. Combined circuit



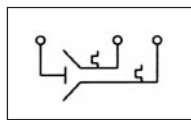
16. Normally closed between terminals, insulated ground.



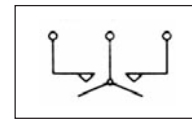
28. Combined circuit.



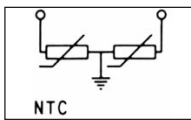
5. Combined circuit



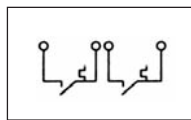
17. Double circuit, normally open.



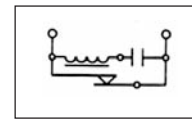
29. Combined circuit.



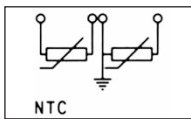
6. Combined circuit



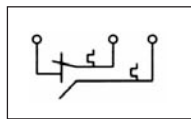
18. 2 independant circuits, normally open.



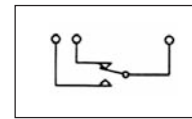
30. Combined circuit.



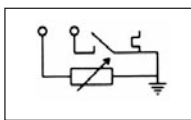
7. Combined circuit



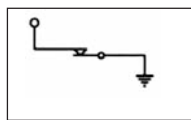
19. Double circuit, one closed, one open.



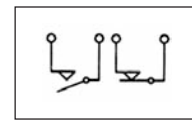
31. Combined circuit.



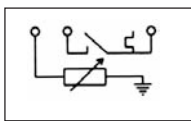
8. Combined circuit



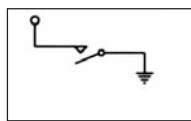
20. Normally closed



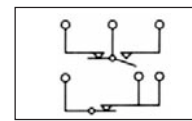
32. Combined circuit.



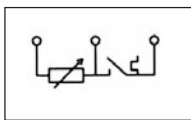
9. Combined circuit



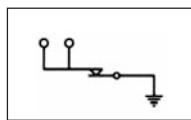
21. Normally open.



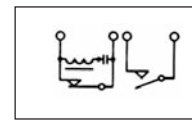
33. Combined circuit.



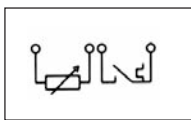
10. Combined circuit



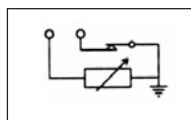
22. Combined circuit.



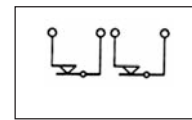
34. Combined circuit.



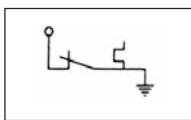
11. Combined circuit



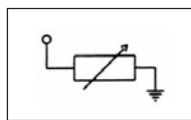
23. Normally closed between ground & terminal.



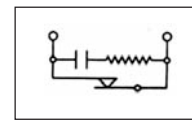
35. Combined circuit.



12. Normally closed between ground & terminal.



24. Variable resistance between ground & terminal.



36. Combined circuit.

NTC, A term used to describe a component whose resistance or capacitance decreases when temperature increases.
 PTC, A term used to describe a component whose resistance or capacitance increases when temperature increases.

APPLICATION	ENGINE	YEAR	FAN	OIL	REVERSE	STOP	TEMP
ALFA ROMEO							
1.3 & 1.6 JUNIOR SEDAN & GT		66-73		OP6409		SL143	TS91
ALFETTA 1.6 1.8 2.0							
GUILETTA 1.8 2.0	AR01608/55	75-85	FS160	*OP6080 OP6646 gauge	RS117	SL171	TS91
ALFASUD 1.3 1.5 & ALFA 33	A30128	77-85		OP6070	RS117	SL180	TS91
145							
2.0	AR67204	96-2001	FS2040 A/Con FS2061	OP6644	RS102	SL214 Comb. circuit SL212 Closed circuit	TS61 TS61
146							
2.0TI	AR67204	96-00	FS2040 A/Con FS2061	OP6644	RS102	SL214 Comb. circuit SL212 Closed circuit	TS61 TS61
147							
1.6TS (937)	AR32104	2001-	USETS6133 M/F	OP6644	RS102	SL215	TS61
1.9JTD	937A2.00	05-	USETS6134 M/F	OP6644	RS102	SL215	TS61
1.9 JTD M.JET	937A4.00	05-	USETS6134 M/F	OP6644	RS102	SL215	TS61
2.0TS	AR32310	01-	USETS6133 M/F	OP6644	RS102	SL215	TS61
3.2 V6	932A000	04-	USETS6133 M/F	OP6644	RS167	SL215	TS61
155							
2.0TS	AR67203	96-98	FS153	OP6644		SL216	TS61 TS60
2.5 V6	AR67301	96-98	FS2043 + w light FS153 M22 2 pin FS2044 M22 2 spd 2 leads	OP6646 gauge		SL216	TS60
156							
2.0	AR32301	98-00	USE TS6120/24 M/F	OP6644	RS102	SL215	TS61 TS61 TS61
2.0	AR32310	2001-05	USETS6124 M/F	OP6644	RS102	SL215	TS61
2.4JTD	AR32501	03-	USETS6124 M/F	OP6644	RS102	SL215	TS61
2.5 V6	AR32401/5	00-05	USETS6133 M/F	OP6644	RS167	SL215	TS61 TS61
3.2 V6	932A000	03-	USETS6133 M/F	OP6644	RS167	SL215	TS61
164							
2.0 V6 TURBO	AR64102	93-95	FS2043 M18+ w/light FS2044 M22 2 spd	OP6645 M10 blade OP6646 gauge			
3.0 V6	AR66302	93-99	FS2043 M18+ w/light FS2044 M22 2 spd	OP6645 M10 blade OP6646 gauge			
166							
3.0 V6	AR34301	99-2007	USETS6133 M/F	OP6644	RS167	SL185 2 pin SL216 3 pin	TS61
3.2 V6	936A.000	04-2007	USETS6133 M/F	OP6644	RS167	SL185 2 pin SL216 3 pin	TS61
AUDI							
80 SERIES	ZF	75-81	FS150	*OP6080 brown OP6624 gauge	RS116	SL175	TS60
100 SERIES		70-77	FS150	*OP6080 brown OP6624 gauge	RS116	SL175	TS60
100 SERIES		77-84	FS152	*OP6080 brown OP6111 white OP6112 black OP6113 grey OP6624 gauge	RS116	SL175	TS60
A SERIES							
A3 1.8	AGN	98-	FS2021 oval brn FS2022 tri FS2031 3 pin	OP6112 blade OP6632 1 pin	RS160 M20 RS161 M12 2 pin RS150 shift cable RS194 Brown	SL193 2 pin SL194 4 pin blk SL244 4 pin	TS60 TS60 TS61 TS61
	AGU	98-	FS2021 oval brn FS2022 tri FS2031 2spd square FS2034 2spd triangle	OP6112 blade OP6632 1 pin	RS160 M20 RS161 M12 2 pin RS150 shift cable RS194 Brown	SL193 2 pin SL194 4 pin blk SL244 4 pin	TS60 TS60 TS61
A4 1.8 1.8T	ADR	95-99	FS2023 2pin FS157 3pin 2spd	OP6112 blade OP6632 1 pin	RS151	SL195 2 pin SL196 4 pin	TS60 TS60 TS61
A4 1.8T (B6)	AVJ	01-2005	FS2023 2pin	OP6632	RS151	SL196 4 pin SL195 2 pin	TS60 TS61
	AMB	01-2005	USETS6098 M/F	OP6632	RS151	SL195 2 pin SL196 4 pin	TS61 TS60
	BFB	01-2005	USETS6098 M/F	OP6632	RS151 RS191	SL195 2 pin SL196 4 pin	TS60 TS61
A4 1.8T (B6) 140KW	BEX	04-2005	USETS6098 M/F	OP6632	RS191		TS61 TS60 TS61
A4 1.8T (B7)	BFB	05-	USETS6098 M/F	OP6632	RS151 + cable RS191 oblong 2 pin	SL195 2 pin SL196 4 pin	TS60 TS61
A4 1.9TDI (B6)	AVF	01-2005	USETS6098 M/F	OP6632	RS151 + cable RS191 oblong 2 pin	SL242	TS60 TS61

*PLEASE NOTE OP6080 HAS A BROWN TOP, CAN ALSO BE OP6111 WHITE, OP6112 BLACK OR OP6113 GREY

APPLICATION	ENGINE	YEAR	FAN	OIL	REVERSE	STOP	TEMP
AUDI							
A SERIES							
A4 2.0 (B6)	ALT	01-2005	USETS6098 M/F	OP6632	RS151	SL242	TS6098 M/F 4 p grn TS6175 4 pin black
A4 2.0 (B7)	ALT	05-	USE TS6098 M/F	OP6632	RS151	SL242	TS6098 M/F 4 p grn TS6175 4 pin black
A4 2.0 T FSI (B7)	BVL/BWE/BGB	05-	USE TS6098 M/F	OP6647 1 pin OP6648 2 pin	RS191 M14 RS194 M12	SL242	TS6136 2 pin TS6098 M/F 4 p grn TS6175 4 pin black
A4 2.0TDI	BLB	05-	USE TS6098 M/F	OP6637	RS191 or 194	SL242	TS6136 or 6098M/F
	BNA	05-	USE TS6098 M/F	OP6637	RS191 or 194		TS6136 or 6098M/F
	BPW	05-	USE TS6098 M/F	OP6637	RS191 or 194		TS6136 or 6098M/F
A4 2.4 (B6)	BDV	01-2005	USE TS6098 M/F	OP6632	RS151 + cable RS191 2 pin	SL242	TS6098 M/F 4 p grn TS6175 4 pin black
A4 2.4E (B5)	AJG	97-2001	FS2023 2pin	OP6112	RS151	SL195	TS6089
A4 2.6E (B5)	ABC	96-1998	FS157 3 pin 2spd FS2023 2 pin	OP6111 white OP6112 black	RS151 Square RS191 Round	SL195	TS6091 black TS6089 grn/blue
A4 2.8 (B5)	APR	98-2001	FS157 FS2023 2 pin FS2032 4 pin	OP6112 blade OP6632 1 pin	RS151	SL195 2 pin SL196 4 pin	TS6089 4 pin grn/blu TS6098 4 pin green TS6175 4 pin black
	ATX	97-2001	FS157 3 pin 2spd FS2023 2 pin FS2032 4 pin	OP6112 blade OP6632 1 pin	RS151	SL195	TS6098 round TS6089 square
A4 2.8E (B5)	AAH	97-2001	FS157 3 pin 2spd FS2023 2 pin FS2032 4 pin	OP6112 blade OP6632 1 pin	RS151	SL195	TS6091 black TS6089 D/blue,grn
A4 3.0 V6 (B6)	ASN	01-2005	USE TS6098 M/F	OP6632	RS151 + cable RS152 Square 2 pin RS191 Round 2 pin	SL242	TS6098 M/F 4 p grn TS6136 2 pin TS6175 4 pin black
	BBJ	01-2005	USE TS6098 M/F	OP6632	RS191 or 194	SL242	TS6098 M/F 4 p grn TS6175 4 pin black
A4 3.0TDI V6 (B7)	BKN	05-		OP6649	RS191 or 194	SL242	TS6136
A4 3.2 V6 (B7)	AUK	05-		OP6648 2 pin	RS191 or 194	SL242	TS6136
A6 2.4 (C5)	AGA	97-2001	FS2032	OP6112 blade OP6632 1 pin	RS151 P/Fit RS152 M14	SL195 2pin SL196 4 pin	TS6098 TS6089 D/blue,grn TS6175 4 pin black
A6 2.4 (C6)	BDV	01-2004	FS2032	OP6632	RS151	SL196	TS6098
A6 (4F) V6 3.2 FSI	ACZ	04-	FS157 3 pin 2spd FS2023 2 pin	OP6112 blade,black OP6114 L/blue OP6632 1 pin,black OP6633 blade,red OP6624 gauge	RS191	SL242	TS6091 4 pin TS6089 D/blue,grn TS6175 4 pin black
A6 2.5TDI	BCZ	03-2004	FS2032	OP6638	RS191	SL196	TS6098 4 pin green TS6175 4 pin black
	BDG	03-2004	FS2032	OP6638	RS191	SL196	TS6098 4 pin green TS6175 4 pin black
	BFC	03-2004	FS2032	OP6638	RS191	SL196	TS6098 4 pin green TS6175 4 pin black
A6 2.6 (C4)	ABC	94-97	FS157	OP6111 white OP6112 blade,black OP6114 L/blue OP6632 1 pin,black OP6633 blade,red OP6624 gauge	RS151	SL195 2 pin SL196 4 pin	TS6079 2 pin white TS6091 4 pin TS6089 D/Blue,grn
A6 2.8 (C5)	ACK	97-2001	FS2032	OP6112 blade,black OP6632 1 pin,black	RS151 + cable RS152 square 2 pin RS191 oblong 2 pin	SL195 2 pin SL196 4 pin	TS6098 4 pin green TS6089 4 pin grn/blu TS6175 4 pin black
A6 2.8E (C4)	AAH	94-97	FS157	OP6111 white OP6112 blade,black OP6114 L/blue OP6632 1 pin,black OP6633 blade,red OP6624 gauge	RS151	SL195	TS6091 black TS6089 D/Blue,grn
A6 3.0 (C6)	ASN	01-2004	FS2032	OP6632	RS151 + cable RS191 oblong 2 pin	SL196	TS6098 4 pin green TS6175 4 pin black
A6 3.0TDI V6 (4F)	BMK	04-		OP6638 grey OP6649 1 pin	RS191 M14 RS194 M12	SL242	TS6136
A6 3.2 FSI V6 (4F)	AUK	04-		OP6647 1 pin OP6648 2 pin	RS191 M14 RS194 M12	SL196	TS6136
A6 4.2 (C6) 8 CYL.	ARS	00-2004	FS2032	OP6632	RS191 M14 RS194 M12	SL195 2 pin SL196 4 pin	TS6098 4 pin green TS6175 4 pin black
A6 4.2 V8 (4F)	BAT	04-		OP6632	RS191 or194	SL242	TS6136
TT SERIES							
TT 1.8 T	APX	00-2006	FS2031	OP6632	RS161	SL194 SL244	TS6098 4 pin rnd grn TS6089 4 pin square TS6175 4 pin black
TT3.2 V6	BVB	04-2006	FS2034	OP6632	RS194	SL244	TS6098 TS6175 4 pin black

APPLICATION	ENGINE	YEAR	FAN	OIL	REVERSE	STOP	TEMP
BMW 1 SERIES 116I (E87)	N45B16	05-		OP6623	RS141		TS6082 M12 2 pin TS6136 P/Fit 2 pin TS6159 Clip ears
118I (E87)	N46B20	05-		OP6623	RS141		TS6082 M12 2 pin TS6136 P/Fit 2 pin TS6159 Clip ears
120D (E87)	M47D20	05-		OP6623	RS141		TS6082 M12 2 pin TS6136 P/Fit 2 pin
120I (E87)	N46B20	04-		OP6623	RS141		TS6082 M12 2 pin TS6136 P/Fit 2 pin TS6159 Clip ears
130I (E87)	N52B30	05-		OP6623	RS141		TS6082 M12 2 pin TS6136 P/Fit 2 pin TS6159 Clip ears
3 SERIES							
316 (E30)	M10B18-2BE 83-90			OP6621	RS119	SL173	TS909SA blade TS6061 1 pin brn
316I (E30)	M40	89-92	FS2024 2pin FS2033 3 pin a/c	OP6623	RS141	SL186 2 pin	TS6081 M14 black
316I (E36)	M40	92-94	FS2024 2pin FS2033 3 pin a/c	OP6623	RS141	SL197 4 pin	TS6065 M12 blue
316I (E36)	M43 B16	97-98	FS2045 M14 3 rnd pin FS2046 M14 3 blade pin	OP6623	RS141	SL186 2 pin	TS6081 M14 black TS6065 M12 blue
316I (E36)	M43	96-97	FS2045 M14 3 pin rnd FS2046 M14 3 pin oval	OP6623	RS141	SL186	TS6092
318I (E30)	M10 B18	83-89		OP6621 OP6623	RS119	SL173	TS909SA blade TS6061 M14 brn TS6065 M12 blue TS6076 M16 white
318I (E30)	M40 B18	89-92	FS2006	OP6623	RS119	SL186	TS6065 M12 blue TS6081 M14 black TS6092 M12 4 pin
318I (E36)	M42	92-96	FS2006 3 pin FS2024 2 pin FS2033 2 speed 3 pin blade a/c FS2045 M14 2 speed 3 pin rnd	OP6623	RS141	SL186	TS6065 M12 blue TS6081 M14 black TS6092 M12 4 pin
318I (E46)	M43 B19	99-2001		OP6623	RS141	SL198 clutch pedal	TS6082 M12 2 pin TS6136 P/Fit 2 pin
318I (E46)	N42B20	01-2005		OP6623	RS141	SL186	TS6082 M12 2 pin TS6136 P/Fit 2 pin
318IS (E36)	M44 B19	96-99	FS2006 3 pin FS2024 2 pin FS2033 2 speed 3 pin blade FS2045 M14 2 speed 3 rnd pin FS2046 M14 2 speed 3 blade pin	OP6623	RS141	SL186	TS6092
320D (E46)	M47N20 4D4	01-2005		OP6623	RS141	SL198	TS6082
320D (E46)	M47D20	00-2001		OP6623	RS141	SL198	TS6082
320D (E90)	M47D20 4D4	05-		OP6623	RS141	SL198	TS6082
320I (E30)	M20	83-92	FS2004 red FS2005 6.3mm blade	OP6623	RS119	SL173	TS6061
320I (E36)	M50	92-96	FS2006 3 pin	OP6623	RS119	SL186 2 pin SL197 4 pin	TS6065 M12 TS6074 M16 TS6081 M14
320I (E46)	M52TU	99-2000		OP6623	RS141	SL198	TS6082 M12 2 pin TS6136 P/Fit 2 pin
320I (E46)	M54	01-2005		OP6623	RS141	SL198	TS6082 M12 2 pin TS6136 P/Fit 2 pin
320I (E90)	N46B20	05-		OP6623	RS141	SL198	TS6082 M12 2 pin TS6136 P/Fit 2 pin
323CI (E46)	M52TU	99-2002		OP6623	RS141	SL198	TS6082 M12 2 pin TS6136 P/Fit 2 pin
323I (E30)	M20 B23	83-86		OP6079	RS119	SL173	TS909SA blade TS6061 1 pin brn
323I (E36)	M52	96-99	FS2033 3 pin a/c FS2045 M14 2 speed 3 pin rnd	OP6623	RS141	SL186	TS6092
323I (E46)	M52 B25	99-2000		OP6623	RS141	SL198	TS6082 M12 2 pin TS6136 P/Fit 2 pin
323I (E90)	N52 B25	05-		OP6623	RS141	SL198	TS6082 M12 2 pin TS6136 P/Fit 2 pin
325CI (E46)	M54	00-2005		OP6623	RS141	SL198	TS6082 M12 2 pin TS6136 P/Fit 2 pin
325I (E30)	M20 B25	87-92	FS2004 red FS2005 6.3mm blade FS2006 3 pin	OP6079	RS119	SL173	TS6061 1 pin brn TS6074 2 pin black
325I (E36)	M50	92-95	FS2006	OP6623	RS119 blade RS141 M12	SL197	TS6061 1 pin brn TS6074 2 pin black
325I (E46)	M54	00-2005		OP6623	RS141		TS6082 M12 2 pin TS6136 P/Fit 2 pin

APPLICATION	ENGINE	YEAR	FAN	OIL	REVERSE	STOP	TEMP
BMW 3 SERIES 325i (E90)	N52B25	05-		OP6623	RS141		TS6082 M12 2 pin TS6136 P/Fit 2 pin
325 TDS (E36)	M51 D25	96-99	FS2047	OP6623	RS141	SL186 auto box SL197 4 pin	TS6065
330D (E46)	M57 D30	01-2003		OP6623	RS141		TS6082
330D (E90)	M57 D30	05-		OP6623	RS141	SL198	TS6082
5 SERIES							
518 (E12) 1.8 2.0	M10B18	75-82	FS2004 red FS2005 6.3mm blade	OP6079	RS119	SL173	TS909SA
520 6 CYL.		74-81	FS2004 red FS2005 6.3mm blade	OP6079	RS119	SL173	TS909SA
520i (E34)	M50	90-94		OP6623	RS119 to 9.91 RS141 10.91on	SL186 2 pin SL197 4 pin	TS6065 blue TS6061 brown
523i (E39)	M52 B25	98-2000	FS2024 2 pin FS2033 3 pin 90°-85°, 97°-92° FS2048 3 pin 90°-85°, 102°-92°	OP6623	RS141		TS6092 M12 4 pin TS6136 P/Fit 2 pin
523i (E60)	N52 B25	05-		OP6623	RS141		TS6082 M12 2 pin TS6136 P/Fit 2 pin
525 (E12)	M10	77-79	FS2004 red FS2005 6.3mm blade	OP6079	RS119	SL173	TS909SA
525E (E28)	M20 B25	87-89	FS2006	OP6629	RS119	SL197	TS909SA Button TS6136 P/Fit 2 pin
525i (E34)	M20 B25	89-90	FS2006	OP6623	RS119	SL197	TS909SA button TS6081 M14 blk
525i (E34)	M50	90-96	FS2006	OP6623	RS119	SL197	TS6065 blue TS6081 black
525i (E39)	M54	00-03	USE TS6092 M/F	OP6623	RS141	SL198	TS6092 M/F 4 pin TS6136 P/Fit 2 pin
525i (E60)	M52 B25	04-2005		OP6623		SL198	TS6082 M12 2 pin TS6136 P/Fit 2 pin
525i (E60)	N52 B25	05-		OP6623		SL198	TS6082 M12 2 pin TS6136 P/Fit 2 pin
528 (E12) (E28)	M30	75-79	FS2004 red FS2005 6.3mm blade	OP6079	RS119	SL173	TS909SA
528i (E39)	M52 B28	96-2000	FS2024 2 pin FS2033 3 pin 90°-85°, 97°-92° FS2048 3 pin 90°-85°, 102°-92°	OP6623	RS141		TS6092 TS6136
530 (E12)	M30	76-80	FS2004 red FS2005 6.3mm blade	OP6079	RS119	SL173	TS909SA
530D (E39)	M57D30	00-2003	USE TS6092 M/F	OP6623	RS141	SL198	TS6092 M/F
530D (E60)	M57D30	03-		OP6623	RS141	SL198	TS6082
530i (E34) 8 CYL.	M60 B30	93-96	FS2006	OP6623	RS141	SL197	TS6080 white TS6081 blk
530i (E39) 6 CYL.	M54	00-2003	USE TS6092 M/F	OP6623	RS141	SL198	TS6136 P/Fit 2 pin TS6092 M/F 4 pin
530i (E60)	M54B30	03-2005		OP6623	RS141	SL198	TS6082 M12 2 pin TS6136 P/Fit 2 pin
530i (E60)	N52B30	05-		OP6623		SL198	TS6082 M12 2 pin TS6136 P/Fit 2 pin
540i (E39) 8 CYL.	M60	93-96	FS2048	OP6623	RS141	SL198	TS6092
540i (E39) 8 CYL.	M62	97-2003	FS2048	OP6623	RS141	SL198	TS6092 4 pin TS6136 P/Fit 2 pin
7 SERIES							
728 (E23)	M86	78-80	FS2004 red FS2005 6.3mm blade	OP6079	RS119	SL173	TS909SA
728i (23)	M30	80-87	FS2004 red FS2005 6.3mm blade	OP6079	RS119	SL173	TS909SA
730 (E23)	M30	78-80	FS2004 red FS2005 6.3mm blade	OP6079	RS119	SL173	TS909SA
730D (E65)	M57D30	02-2005		OP6623			
730D (E65 /E66)	M57D30N2	05-		OP6623			TS6082
730i (E32)	M30	87-92	FS2006	OP6623	RS119	SL186 2 pin SL197 4 pin SL173 2 blade	TS6064 M16 blade TS6080 M14 white TS6081 M14 black
730i (E32) 8 CYL.	M60	92-94	FS2048		RS141		TS6080 M14 white TS6081 M14 black
733i (E23)	M30	78-87	FS2004 red FS2005 6.3mm blade FS2006 3 pin	OP6079	RS119	SL173	
735i (E65) 8 CYL.	N62B36	02-2005		OP6623		SL198	TS6082 M12 2 pin TS6136 P/Fit 2 pin
740i (E323) 8 CYL.	M60 B40	92-95	FS2006	OP6623		SL197	TS6081 M14 black TS6080 M14 white
740i (E65/66) 8 CYL.	N62B40	05-		OP6623			TS6082 M12 2 pin TS6136 P/Fit 2 pin
X3 SERIES							
X3 2.0D (E83)	M47D20 4D4	05-		OP6623	RS141	SL198	TS6082

APPLICATION	ENGINE	YEAR	FAN	OIL	REVERSE	STOP	TEMP
BMW							
X3 SERIES							
X3 2.5I (E83)	N52B25A	04-		OP6623	RS141	SL198	TS6082 M12 2 pin TS6159 P/Fit 2 pin
X3 3.0D (E83)	M57D30 6D2	04-		OP6623	RS141	SL198	TS6082 M12 2 pin TS6159 P/Fit 2 pin
X3 3.0I (E83)	M54B30	04-		OP6623	RS141	SL198	TS6082 M12 2 pin TS6159 P/Fit 2 pin
X5 SERIES							
X5 3.0D (E53)	M57N306	01-2004	USE TS6092 M/F	OP6623	RS141		TS6092 M/F
X5 3.0D (E53)	M57D30	04-	USE TS6092 M/F	OP6623	RS141		TS6092 M/F
X5 3.0I (E53)	M54B306S3	01-	USE TS6092 M/F	OP6623	RS141		TS6082 2 pin square TS6092 M/F 4 pin TS6136 2 pin round
X5 4.4I (E53) 8 CYL.	M62 B44	02-2004	USE TS6092 M/F	OP6623	RS141		TS6092 M/F 4 pin TS6159 2 pin
X5 4.4I (E53) 8 CYL.	N62B44	04-	USE TS6092 M/F	OP6623	RS141		TS6092 M/F 4 pin TS6159 2 pin
X5 4.6IS (E53) 8 CYL.	M62 B46	00-2004	USE TS6092 M/F	OP6623	RS141		TS6092 M/F 4 pin TS6159 2 pin
X5 4.8IS (E53) 8 CYL.	N62 B48	04-	USE TS6092 M/F	OP6623	RS141		TS6092 M/F 4 pin TS6159 2 pin

CHEVROLET

CHEVAIR 1.6		-82		OP6070		SL172	TS908SA
CHEVAIR 2.3L	2320	73-81		OP6619		SL172	TS908SA
CHEV 2.5	2507	73-78		OP6619		SL172	TS908SA
FIRENZA 1.3		73-78		OP6281		SL172	TS908SA
FIRENZA 2.5							
KOMMANDOR 3.8 4.1		67-78		OP6619		SL177	TS908SA
LUMINA 3.6 V6	ALLOYTEC	04-2006		OP6148		SL207	TS6065
LUMINA 3.8 V6		01-2004		OP6148		SL207	TS6065
LUMINA SS V8	GEN8	01-2006		OP6148		SL207	TS6065
RECORD 2.3		78-81		OP6619		SL172	TS908SA

AVEO

1.5	F15SMS	05-	USE TS6083 M/F	OP6622	RS124	SL199	TS6083 M/F 2 pin blk TS6093 button
1.6	L4	06-	USE TS6083 M/F	OP6622	RS124	SL199	TS6083 M/F 2 pin blk TS6093 button

CAPTIVA

2.0 cdti	Z20DMH	07-		OP6622			
2.4 LT	Z24XED	07-	USE TS6083 M/F	OP6622			TS6093 button TS6083 M/F 2 p blk
3.2 LTZ	Z3ZSEE	07-	USE TS6120 M/F	OP6622			TS6120 blu/white TS6119 blk

OPTRA

1.6	S16D	04-	USE TS6083 M/F	OP6622	RS124		TS6083 M/F
1.8LT	T18SED	04-	USE TS6083 M/F	OP6622	RS124		TS6083 M/F

SPARK

0.8	F8CV	03-	USE TS6083 M/F	OP6075		SL181	TS6083 M/F
1.0	B10	05-	USE TS6083 M/F	OP6075		SL181	TS6083 M/F

VIVANT

1.6		03-2005	USE TS6083 M/F	OP6622	RS124		TS6083 M/F 2 pin blk
2.0	X20 SED	03-		OP6622	RS124		TS6093 button

CHRYSLER

REGAL REBEL CHARGER		67-80		OP6451 OP6282		SL778	
---------------------	--	-------	--	------------------	--	-------	--

JEEP CHEROKEE

2.4 (KJ) 4 CYL.		02-	USE TS6179 M/F	OP6670			TS6174 or 6179 M/F
2.5 (XJ) 4 CYL.		94-95	USE TS6179 M/F	OP6670			TS6174 or 6179 M/F
2.5 (XJ) 4 CYL. FUEL INJ		94-95	USE TS6179 M/F	OP6670			TS6174 or 6179 M/F
2.5 CRD (KJ) 4 CYL.		01-2003	USE TS6179 M/F	OP6670			TS6174 or 6179 M/F
2.8 CRD (KJ) 4 CYL.		03-	USE TS6179 M/F	OP6670			TS6174 or 6179 M/F
3.7 (KJ) 6 CYL.		01-	USE TS6179 M/F	OP6670			TS6174 or 6179 M/F
4.0 (XJ) 6 CYL.		96-	USE TS6179 M/F	OP6670			TS6174 or 6179 M/F

JEEP GRAND CHEROKEE

2.5 TD 4 CYL.		98-2001		OP6670			
2.7 CRD	OM612	02-2005		OP6670			
3.0 CRD 6 CYL.		05-		OP6670			
3.1 TDI 5 CYL.		00-2001	USE TS6179 M/F	OP6670			TS6174 or 6179 M/F
4.0 6 CYL.		96-2002	USE TS6179 M/F	OP6670			TS6174 or 6179 M/F
4.7 8 CYL.		99-2005	USE TS6179 M/F	OP6670			TS6174 or 6179 M/F
4.7 V8		05-	USE TS6179 M/F	OP6670			TS6174 or 6179 M/F
5.2 8 CYL.		96-97	USE TS6179 M/F	OP6670		SL239	TS6174 or 6179 M/F
5.7 V8 HEMI	HEMI	05-	USE TS6179 M/F	OP6670		SL239	TS6174 or 6179 M/F

JEEP WRANGLER

2.5 TD 4 CYL.		98-99	USE TS6179 M/F	OP6670		SL239	TS6174 or 6179 M/F
4.0 6 CYL.		96-	USE TS6179 M/F	OP6670		SL239	TS6174 or 6179 M/F

APPLICATION	ENGINE	YEAR	FAN	OIL	REVERSE	STOP	TEMP
CHRYSLER							
NEON							
1.8 LE (1)		98-99					TS6176
2.0 LXI (11)		02-2006					TS6176
PT CRUISER							
2.0 4 CYL.		00-2005					TS6177
2.2CRD	OM646	03-					TS6177
2.4 16V 4 CYL.	EDZ	05-					TS6177
GRAND VOYAGER							
2.4 SE 4 CYL.	EDZ	01-					TS6176
2.5 SE TD	EDM	00-					TS6177
2.8 CRD 4 CYL.		04-					TS6177
3.3 6 CYL.	EGA	01-					TS6177
CITROEN							
BERLINGO							
1.4	TU3JP	02-		OP6651	RS169	SL205	TS6140 M12 2 pin TS6141 M14 1 pin
1.9D	DW8	02-	FS2052d.blue/d.b ring FS2053 green/blk ring FS2092 M22	OP6651	RS170 push on RS171 clip on	SL219 wht plunger SL220 blk plunger	TS6140
C1							
1	384F/1KR-FE	06-	USET	TS6139 M/F	OP6629		TS6139 M/F white
C2							
1.1i	TU1JP4	05-	USET	TS6140 M/F	OP6651	RS169	SL217 wht SL218 green TS6140 M/F M12 2 p TS6141 M14 1 pin
1.4 Hdi (9HX)	DV4TD	05-	USET	TS6142 M/F	OP6651	RS169	SL217 wht SL218 green TS6142 M/F P/Fit 2 p
1.4i VTR	TU3JP (KFV)	04-	USET	TS6140 M/F	OP6651	RS169	SL217 wht SL218 green TS6140 M/F M12 2 p TS6141 M14 1 pin
1.6 16V (VTS)	TU5JP4S	05-	USE	TS6140/42 M/F	OP6651	RS169	SL217 wht SL218 green TS6140 M/F M12 2 p TS6141 M14 1 pin TS6142 M/F P/Fit 2 p
C3							
1.4 Hdi	8HXDV4TED4	03-	USET	TS6142 M/F	OP6651	RS169	SL219 wht plunger SL220 blk plunger SL217 wht SL218 green SL221 red TS6142 M/F
1.4i	TU3JP	02-	USET	TS6140 M/F	OP6651	RS169	SL219 wht plunger SL220 blk plunger SL217 wht SL218 green SL221 red TS6143 M12 3 pin TS6140 M/F M12 2 p TS6141 M14 1 pin
1.6i	TU5JP4	02-	USET	TS6140 M/F	OP6651	RS169	SL219 wht plunger SL220 blk plunger SL217 wht SL218 green SL221 red TS6143 M12 3 pin TS6140 M/F M12 2 p TS6141 M14 1 pin
C4							
1.6 16V (VTS)	TU5JP4	05-	USE	TS6140/42 M/F	OP6651	RS169 RS170 push on	SL218 TS6140 M/F M12 2 p TS6141 M14 1 pin TS6142 M/F P/Fit 2 p
1.6 Hdi	DV6TED4	05-	USET	TS6142 M/F	OP6651	RS170	SL218 TS6142 M/F
2.0 16V	EW10	05-	USET	TS6140 M/F	OP6651	RS170	SL218 TS6140 M/F M12 2 p
2.0 16V (VTS)	EW10J4S	05-	USET	TS6140 M/F	OP6651	RS170	SL218 TS6140 M/F
C5							
2.0	EW10J4	01-	USET	TS6140 M/F	OP6651	RS170	SL220 2 pin SL217 4 pin SL221 with cruise control TS6140 M/F
3.0	ES9J4S	01-	USET	TS6140 M/F	OP6651	RS169	SL220 2 pin SL217 4 pin SL221 with cruise control TS6140 M/F
XSARA							
1.6 16V	TU5JP4	01-2005	FS2049	OP6651	RS170	SL220 2 pin SL217 4 pin	TS6143 M12 3 pin TS6140 M122 pin TS6141 M14 1 pin
2.0 16V	EW10J4	01-2005	USET	TS6140 M/F	OP6651	RS170	SL220 2 pin SL217 4 pin SL221 with cruise control TS6140 M/F
2.0 Hdi	DW10ATED	02-2005	USET	TS6142 M/F	OP6651	RS170	SL220 2 pin SL217 4 pin SL221 with cruise control TS6142 M/F
2.0 VTS	XU10J4RS	01-2005	FS2050 M14 2 pin FS2049 yellow ring FS2051 blue/gr ring	OP6652	RS171	SL220 2 pin SL217 4 pin SL221 with cruise control	TS6140 M12 2 pin TS6145 yellow TS6146 red

APPLICATION	ENGINE	YEAR	FAN	OIL	REVERSE	STOP	TEMP
CITROEN XSARA PICASSO 1.6 16V	TU5JP4	01-	FS2049	OP6651	RS170	SL220 2 pin SL217 4 pin SL221 with cruise control	TS6140 M12 2 pin TS6141 M14 1 pin TS6142 P/Fit 2 pin
1.8 16V	XU7JP4	01-2004	FS2050 M14 2 pin FS2049 yellow ring FS2051 blue/gr ring	OP6651 long, pin left OP6652 pin right	RS170 push on RS171 clip on	SL219	TS6145 yellow TS6146 red
2.0 Hdi	DW10ATED	02-	USE TS6142 M/F	OP6651	RS170	SL219 Whiteplunger SL221 Red	TS6142 M/F

COLT MITSUBISHI

COLT

1.6 GS GL		72-78		OP6075	RS135	SL154	TS6030
2.0 GS		76-77		OP6075	RS135	SL154	TS6030
GALANT 1.6		77-84		OP6075	RS135	SL154	TS6030
GALANT 2.0 & 2.6		77-84		OP6075	RS135	SL154	TS6030
1.6 4 CYL.	4G32	94-97		OP6075	RS135	SL161	TS6035
2.0L	4G63	94-99		OP6075	RS135	SL161	TS6035
2.0i	4G63	98-	FS2041	OP6075	RS135	SL162	TS6084
2.4i	4G64	98-	FS2041	OP6075	RS135	SL162	TS6084
2.5 DIESEL	4D56	95-99	USE TS6069 M/F	OP6075	RS127	SL162	TS6069 M/F grn/grey TS6118 red
2.6i	4G54	95-97		OP6075	RS127	SL162	TS6064
2.8DT	4M40	99-		OP6075	RS127	SL162	TS6147
3.0i	6G74	94-		OP6075	RS127	SL162	TS6035 1/8 blade TS6128 3/8 2 pin

CHANA

RAINBOW 1.0		07-	FS2042	OP6075		SL152	TS6080
RAINBOW 1.3		07-	FS2042	OP6075		SL152	TS6080
STAR 1.0		07-	FS2042	OP6075		SL152	TS6080
STAR 1.3		07-	FS2042	OP6075		SL152	TS6080

DAEWOO

CIELO

1.5 GL GLX		96-97	USE TS6083 M/F	OP6622	RS124	SL181	TS918SA M14 TS6083 M/F M12 blk
------------	--	-------	----------------	--------	-------	-------	-----------------------------------

ESPERO

1.8 CD	C18LE	96-97	USE TS6148 M/F	OP6622	RS124	SL181	TS6148 M/F black TS6121 white
2.0 CD	C20LE	96-97	USE TS6148 M/F	OP6622	RS124	SL181	TS6148 M/F black TS6121 white

LAGANZA

2.0 CDX		01-2004	USE TS6148 M/F	OP6622	RS124	SL181	TS6148 M/F black TS6121 white
---------	--	---------	----------------	--------	-------	-------	----------------------------------

LANOS

1.4i	A14SMS	98-2000	USE TS6083 M/F	OP6622	RS124	SL199	TS6083 M/F M12 blk TS6093 button
1.6	E-TEC A16DMS	97-2000	USE TS6083 M/F	OP6622	RS124	SL199	TS6083 M/F M12 blk TS6093 button

LANOS 11

1.4i	A14 SMS	00-2004	USE TS6083 M/F	OP6622	RS124	SL199	TS6083 M/F M12 blk TS6093 button
1.6	E-TEC	00-2004	USE TS6083 M/F	OP6622	RS124	SL199	TS6083 M/F M12 blk TS6093 button

MATIZ

0.8	F8CV	99-2004	USE TS6083 M/F	OP6075 6.35 blade OP6653 4.8 blade		SL181 2 blade SL222 4 pin	TS6093 button TS6083 M/F M12 blk
1.0	M-TEC	99-2004	USE TS6083 M/F	OP6075 6.35 blade OP6653 4.8 blade		SL181 2 blade SL222 4 pin	TS6093 button TS6083 M/F M12 blk

NUBIRA

1.6	E-TEC	00-2004	USE TS6083 M/F	OP6622	RS124	SL199	TS6093 button TS6083 M/F M12 blk
2.0	D-TEC	00-2004	USE TS6083 M/F	OP6622	RS124	SL199	TS6093 button TS6083 M/F M12 blk

TUCUMA

2.0	X20 SED	01-2004	USE TS6083 M/F	OP6622	RS124		TS6093 button TS6083 M/F M12 blk
-----	---------	---------	----------------	--------	-------	--	-------------------------------------

DAIHATSU

CHARADE

1000	GB22	83-85	FS110	OP6078	RS156	SL149	TS6042
1000 TURBO	CB60	84-86	FS110	OP6078	RS156	SL149	TS6035
1000	EJ	03-	FS2054	OP6075	RS156	SL149	TS6035

COUPEN

1.3	HC	05-	FS2055 95°-90° FS2056 87°-82°	OP6078	RS155		TS6084 2 pin black TS6035 1/8 gas
-----	----	-----	----------------------------------	--------	-------	--	--------------------------------------

APPLICATION	ENGINE	YEAR	FAN	OIL	REVERSE	STOP	TEMP
DAIHATSU CUORE 0.8	ED10K	97-99	FS2025 conical FS2026 cylindrical	OP6078	RS154	SL154 SL149 Bullet	TS6133
1.0	EJDE	99-2003		OP6078	RS155	SL162 Blade	
SIRION 1.0 (M1)	EJ-DE	99-2001	FS2026	OP6078	RS155	SL162	
1.0	1KR-FE	06-	FS2055 95°-90° FS2056 87°-82°	OP6078	RS155		TS6150 3/8 gas TS6035 1/8 gas
1.3 (M1)	3K -VE	00-2005	FS2026 cylindrical FS2057 M16 1 pin	OP6078	RS155	SL162	
1.3	K3	05-	FS2055 95°-90° FS2056 87°-82°	OP6078	RS155	SL162	TS6150 3/8 gas TS6035 1/8 gas
1.5i	HEE6	06-	FS2055 95°-90° FS2056 87°-82°	OP6078	RS155	SL162	TS6035 1/8 gas TS6150 3/8 gas
TERIOS 1.3 4X4	J100 (HE-EJ)	97-00		OP6078		SL162	
1.3 4X4	K3	00-2006		OP6078		SL162	
YRV 1.3	K3-VE	00-	FS2026 cylindrical FS2057 M16 1 pin	OP6078	RS155	SL162	
1.3 TURBO	K3	00-	FS2026 cylindrical FS2057 M16 1 pin	OP6078	RS155	SL162	
FIAT							
124 & 125		67-77		OP6070		SL171	TS912SA
128 ALL		71-85	FS150	OP6070		SL171	TS912SA
131 ALL		78-80	FS150	OP6070		SL171	TS912SA
132 & ELANTRA		75-80	FS150	OP6070		SL171	TS912SA
X1/9		77-85	FS150	OP6070		SL171	TS912SA
BABLO 1.9D	182B9.00	04-	USE TS6134 M/F	OP6644	RS102	SL223	TS6134 M/F
BRAVO 1.4T-JET	182A3.000	07-	FS2060 M22 2 pin FS2061 M22 3 pin	OP6644	RS166	SL224	TS912SA M16 TS6065 M12
1.9 MULTI JET	182B4.000	98-99	FS2083	OP6644		SL212 closed circuit SL224 comb. circuits	TS6120 2 pin b/w/bl TS6124 3 pin
CROMA 2.2 16V	194A1.000	07-	USE TS6083 M/F	OP6644	RS172	SL215	TS6083 M/F
DUCATO 2.3 JTD (244)	F1AE0481C	05-	FS2083	OP6654	RS169	SL215 4 pin SL223 2 pin	TS6120 2 pin b/w/bl TS6126
2.8 JTD (244)	8140.435	05-	FS2083	OP6644	RS169	SL215 4 pin SL212 2 pin blk SL223 2 pin wht	TS6120 2 pin b/w/bl TS6126
GRANDE PUNTO 1.3 MULTI	188A9.000	06-	USE TS6134 M/F	OP6644		SL243	TS6134 M/F
1.4	199A6.000	05-	USE TS6134 M/F	OP6644	RS162	SL243	TS6134 M/F
1.9	939A.000	05-	USE TS6134 M/F	OP6644	RS172	SL243	TS6134 M/F
MULTIPLA 1.6 16V	186A4.000	04-		OP6644	RS102	SL212 2 pin SL215 4 pin	
1.9 JTD	186A6.000	03-	USE TS6133 M/F	OP6644	RS102	SL212 2 pin SL215 4 pin	TS6133 M/F
PALIO /SIENA 1.2	178B5	00-2005	FS153 M22 2 pin FS2040 M22 3 pin FS2058 M12 3 pin	OP6644	RS102 M14 2 pin RS166 M18 2 pin	SL212 closed circuit SL224 comb.circuits	TS912SA red TS6122 d/blue TS6151 black
1.6	178B3	05-	FS153 M22 2 pin FS2040 M22 3 pin	OP6644	RS102 M14 2 pin RS166 M18 2 pin	SL212 closed circuit SL224 comb. circuits	TS912SA red TS6124 in t/stat TS6125 yellow TS6160 2 pin green
1.7D	176A3.000	05-	FS2040 M22 3 pin FS2059 w light 110°	OP6644	RS102	SL212 closed circuit SL224 comb. circuits	TS6122 d/blue TS6152 black
PANDA 1.1	187A1.000	07-	FS2062	OP6644	RS166	SL215 4 pin SL223 2 pin	TS6059 M16 black TS6122 d/blue TS6152 black
1.2, 16V, 1.4 100HP	188A4.000	04-	FS2062	OP6644	RS166	SL215 4 pin SL223 2 pin	TS6160 green
PUNTO 1.2 16V	188A5.000	04-2005	FS2083	OP6644	RS166	SL215 4 pin SL223 2 pin	TS6134
1.3JTD	188A9.000	04-2006	USE TS6134 M/F	OP6644	RS102	SL215	TS6134 M/F
1.8 HGT (188)	188A1.000	04-2006	USE TS6133 M/F	OP6644	RS102	SL215	TS6133 M/F
STILO 1.6 16V	182-B6.000	03-2006	USE TS6134 M/F	OP6644	RS167	SL215	TS6134 M/F
1.9 JTD (192)	192-A1.000	03-2006	USE TS6134 M/F	OP6644	RS124	SL215	TS6134 M/F
2.420V (192)	192-A2.000	04-2006	USE TS6133 or 83M/FOP6644		RS167	SL215	TS6083M/F2 pin TS6133M/F4 pin

APPLICATION	ENGINE	YEAR	FAN	OIL	REVERSE	STOP	TEMP
FIAT STRADA							
1.2 EL	178B7.045	05-	USE TS6120 M/F	OP6644	RS166	SL212	TS912SA M16 TS6123 M/F M12 3p
1.6 EL	178D2011	05-	FS153 M22 2 pin FS2040 M22 3 pin FS2062	OP6644	RS102 M14 2 pin RS166 M18 2 pin	SL212	TS912SA M16 TS6124 M12 3 pin TS6160 2 pin green
1.7 TD	176A3.000	05-	FS153 M22 2 pin FS2059 w/light 110°	OP6644	RS102	SL212 closed circuit SL224 comb. circuits	TS6059 M16 black TS6122 d/blue TS6152 black
UNO							
1.0	160A3	96-98	FS153	OP6070 blade OP6644 1 pin	RS166	SL185 2 blade SL216 3 blade	TS912SA red M16 TS6058 red M14 TS6059 black M16
1100 FIRE	146A4	90-98	FS153 M22 2 pin FS2040 M22 3 pin	OP6070 blade OP6644 1 pin	RS133 RS166 02.95 on	SL185 2blade SL216 3blade	TS912SA red M16 TS6058 red M14 TS6059 black M16
1100 MIA	160A3	98-2004	FS153 M22 2 pin FS2040 M22 3 pin	OP6070 blade OP6644 1 pin	RS133	SL185 2blade SL216 3blade	TS912SA red M16 TS6058 red M14 TS6059 black M16
1.4 MIA	160A1-048	98-00	FS153 M22 2 pin FS2040 M22 3 pin	OP6070 blade OP6644 1 pin	RS102	SL185 2 blade SL216 3blade	TS912SA red M16 TS6131 L/blue M18
1.4 PACER CARB MOTOR	160A1-048	90-98	FS153 M22 2 pin FS2040 M22 3 pin	OP6070 blade OP6644 1 pin	RS102	SL185 2blade SL216 3blade	TS912SA red M16 TS6131 L/blue M18
1.4 PACER FUEL INJ MOTOR		90-92	FS153 M22 2 pin FS2040 M22 3 pin	OP6070 blade OP6644 1 pin	RS102	SL185 2blade SL216 3blade	TS912SA red M16 TS6131 L/blue M18
1.4 PACER FUEL INJ MOTOR		98-00	FS153 M22 2 pin FS2040 M22 3 pin	OP6070 blade OP6644 1 pin	RS102	SL185 2blade SL216 3blade	TS912SA red M16 TS6131 L/blue M18
1.4 turbo		90-98	FS153 M22 2 pin FS154 Dbl. fan 2 pin	OP6070 blade OP6644 1 pin	RS102	SL185 2blade SL216 3blade	TS6065 blue M12 TS6066 blade M14

FORD BANTAM							
1.3	KENT	83-86	FS2010 grey FS2001 white	OP6281	RS105	SL170	TS913SA
1.3	B3	94-2002	FS105	OP6074	RS131	SL162	TS6063 3/8 gas TS6110 2 pin
1.3i	ROCAM	02-	USE TS6153 M/F	OP6643	RS148	SL189 2 pin SL192 blade	TS6153 M/F
1.4	CVH	86-93	FS2010 grey FS2001 white	OP6281	RS105	SL170	TS913SA
1.6	CVH	86-93	FS2010 grey FS2001 white	OP6281	RS105	SL162	TS913SA
1.6	F6	94-2002	FS2020	OP6077	RS131	SL162	TS6047
1.6i	ROCAM	94-2002	FS105	OP6077	RS131	SL162	TS6063 3/8 gas TS6109 M12
1.6i	ROCAM	02-	USE TS6153 M/F	OP6643	RS148	SL189 2 pin SL192 blade	TS6153 M/F
1.8D		02-		OP6643	RS148	SL192	TS6180

CORTINA							
1.6L	KENT	71-77		OP6415	RS106	SL147	TS914SA
2.0L	KOLN	79-83		OP6281	RS106	SL147	TS906SA
2.0L	KOLN	82-		OP6281	RS106	SL170	TS913SA
2.5 V6		72-77		OP6415	RS139	SL170	TS913SA
3.0L	ESSEX	73-83	FS180	OP6281	RS139	SL170	TS914SA TS906SA

COURIER/RANGER							
1.6	F6	86-2001		OP6074	RS113	SL162	TS6042
1.8	F8	91-96		OP6075	RS113	SL162	TS6042 black TS6118 red
2.0	F6	86-		OP6075	RS113	SL162	TS6042
2.2	F2	91-		OP6075	RS127 RS174	SL162	TS6063
2.2 DSL	R 2	86-97		OP6077	RS113 bullet RS174blade	SL162	TS6063
2.5 DSL * 4x4 only	WL	97-	USE TS6069 M/F	OP6075	*RS127 or RS174	SL162	TS6069 M/F grn/grey TS6035 TS6118 red
2.6	G6	91-		OP6078	RS127 or RS174	SL162	TS6035
3.0	ESSEX	86-90	FS2002 102°-97° FS2010 92°-97°	OP6281	RS127 or RS174	SL162	TS920SA black TS913SA purple
3.4	ESSEX	97-	FS2002 102°-97° FS2010 92°-97°	OP6281	RS127 4x2 only RS174	SL162	TS6069 grn/grey
4.0 V6		04-	USE TS6069 M/F	OP6281	RS127 or RS174	SL162	TS6069 M/F grn/grey TS6111 M12 2 pin TS6178 P/fit

APPLICATION	ENGINE	YEAR	FAN	OIL	REVERSE	STOP	TEMP
FORD							
ESCORT							
1.1 1.31.6		68-81		OP6281		SL170	TS914SA white TS906SA yellow
1.3 FWD	KENT	81-86	FS180	OP6281	RS105	SL170	TS913SA
1.3	CVH	86-	FS180	OP6281	RS105	SL170	TS919SA
1.4							
1.4	PTE	95-99	FS2002	OP6281		SL192	TS921SA gr TS919SA purp/yel/re
1.6	CVH	81-86	FS180	OP6281	RS105	SL170	TS913SA
1.6	ZETEC	95-00	FS2002 in hose	OP6281	RS145	SL192	TS6070
1.8	ZETEC	95-00	FS2003 green FS2035 red FS2020 +AC		RS148		
1.8TD		97-98	FS2010 2 pin FS2035 4 pin	OP6281		SL192	TS920SA
XR3	CVH	81-86	FS180	OP6281	RS105	SL170	TS913SA
EXPLORER							
4.0 6 CYL.		91-96		OP6281			TS6111
FIESTA							
1.3L	ENDURA	97-98		OP6281	RS148	SL192	TS6117 3/8x18NPT TS6178 P/Fit
1.3i	ROCAM	03-	USE TS6153 M/F	OP6643	RS148	SL189	TS6153 M/F
1.4i	DURATEC	03-	USE TS6117 M/F	OP6281	RS148	SL189 closed circ. SL206 green hsg	TS6117 3/8x18NPT TS6178 P/Fit
1.4i	PTE	98-2003	FS2002	OP6281	RS148	SL192	TS6117 M/F
1.6RSi	ROCAM	00-2003	USE TS6153 M/F	OP6281	RS148	SL192 2 blade SL206 green hsg	TS6153 M/F
1.6L	ROCAM	00-2002	USE TS6153 M/F	OP6281	RS148	SL192 2 blade SL206 green hsg	TS6153 M/F
1.6i	DURATEC	03-	USE TS6117 M/F	OP6281	RS148	SL192 SL206 green hsg	TS6117 3/8x18NPT TS6178 P/Fit
2.0ST150	DURATECN4JB	05-		OP6640	RS148	SL192 2 blade SL206 green hsg	TS6111 M12 TS6178 P/Fit
FOCUS							
1.6L	ZETEC	03-2005	FS2002	OP6281	RS148 2 pin tri. RS173 2 pin squ.	SL189 closed circuit SL206 green hsg	TS6117 3/8x18NPT TS6178 P/Fit
1.8TDCi	DURAORQ	03-2005	USE TS6117 M/F	OP6640	RS148 2 pin tri. RS173 2 pin squ.	SL189 closed circuit SL206 green hsg	TS6117 3/8x18NPT TS6178 P/Fit
2.0i	ZETEC	01-2005	FS2002	OP6643	RS148 2 pin tri. RS173 2 pin squ.	SL189 closed circuit SL206 green hsg	TS6117 3/8x18NPT TS6178 P/Fit
FOCUS II							
1.6 16V	DURATEC	05-	USE TS6117 M/F	OP6643	RS148 2 pin tri. RS173 2 pin squ.	SL189 closed circuit SL206 green hsg	TS6117 3/8x18NPT TS6178 P/Fit
2.0 16V	DURATEC	05-		OP6643	RS148 2 pin tri. RS173 2 pin squ.	SL189 closed circuit SL206 green hsg	TS6111 M12 TS6178 P/Fit
2.0TDCi	DURATORQ	05-	USE TS6142 M/F	OP6651	RS148 2 pin tri. RS173 2 pin squ.	SL189 closed circuit SL206 green hsg	TS6142 M/F TS6178 P/Fit
2.5	5CYL.VOLVO	07-		OP6655	RS148 2 pin tri. RS173 2 pin squ.	SL189 closed circuit SL206 green hsg	TS6182
GRANADA							
2.0 OHC	KOLN	78-86		OP6281	RS106	SL170	TS914SA white TS906SA yellow
2.5 V6	KOLN	73-75		OP6281	RS139	SL170	TS914SA white TS906SA yellow
3.0 V6	ESSEX	73-86	FS180	OP6281	RS139	SL170	TS913SA
HUSKY							
1.8	4G62	85-87		OP6075	RS135	SL161	TS6030
2.0	4G63	87-97		OP6075	RS135	SL161	TS6030
IKON							
1.3	ROCAM	04-2006	USE TS6153 M/F	OP6643	RS148	SL192	TS6153 M/F
1.3i	ROCAM	01-2006	USE TS6153 M/F	OP6643	RS148	SL192	TS6153 M/F
1.6	ROCAM	01-2006	USE TS6153 M/F	OP6643	RS148	SL192	TS6153 M/F
1.6i	ROCAM	01-2006	USE TS6153 M/F	OP6643	RS148	SL192	TS6153 M/F
KA							
1.3	ROCAM	06-	USE TS6153 M/F	OP6643	RS148	SL179	TS6153 M/F
LASER / METEOR							
1.3	E3	86-87	FS105	OP6078	----	SL162	TS904SA
1.5	E5	86-89	FS105	OP6078	----	SL162	TS904SA
1.6 TX3	B6	86-96	FS105	OP6078	----	SL162	TS904SA
1.3	B3	91-2002	FS105	OP6074		SL162	TS6109 2 pin grn TS6110 + wl switch
1.4	CVH	89-92	FS2010 grey FS2001 white	OP6281	RS131	SL162	TS919SA
1.6	F6	91-98	FS155	OP6077	RS131	SL162	TS6047
1.6i	B6	86-96	FS155	OP6077	RS131	SL162	TS6047
2.0	FE	91-93	FS155	OP6077	RS131	SL162	TS6063
2.0i	FE	91-94	FS155	OP6077	RS131	SL162	TS6063

APPLICATION	ENGINE	YEAR	FAN	OIL	REVERSE	STOP	TEMP
FORD MAVERICK							
2.4	KA-24	93-96	USE TS6087 M/F	OP6076	RS146		TS6087 M/F
2.7	TD27	93-96		OP6076			TS6076
MONDEO							
1.8	ZETEC	98-2001	FS2002	OP6643	RS148 2 pin tri. RS173 2 pin squ.	SL189 closed circuit SL206 green hsg	TS6111
2.0 16V	ZETEC	98-2001	FS2002	OP6643	RS148 2 pin tri. RS173 2 pin squ.	SL189 closed circuit SL206 green hsg	TS6111
2.0 16V	DURATEC	00-	FS2002	OP6643	RS148 2 pin tri. RS173 2 pin squ.	SL189 closed circuit SL206 green hsg	TS6111 M12 TS6178 P/Fit
3.0 ST & 2.5	LCBD\ REBA	03-		OP6643	RS148 2 pin tri. RS173 2 pin squ.	SL189 closed circuit SL206 green hsg	TS6111 M12 TS6178 P/Fit
SAPPHIRE / SIERRA							
1.6	KENT	83-89		OP6281	RS106	SL179	TS913SA
2.0	KOLN	89-93	FS2002	OP6281	RS106	SL179	TS920SA black TS913SA purple
3.0	ESSEX	91-93	FS2003 green	OP6281	RS106	SL179	TS920SA black TS913SA purple TS921SA green
SPECTRON							
2.2	F2	94-2001		OP6075		SL162	TS6063
STREETKA							
1.6i		05-	USE TS6153 M/F	OP6643	RS148	SL192	TS6153 M/F
TELSTAR							
2.0 4 CYL.	FS	93-97	USE TS6069 M/F	OP6073 0,20 bar OP6075 0,40 bar		SL162 blade SL213 2 blade SL225 2 blade,2 pin	TS6069 M/F 2 pin TS6111 2 pin grey
2.0 6 CYL.	KF	93-97		OP6073 0,20 bar OP6075 0,40 bar		SL162 blade SL213 2 blade SL225 2 blade,2 pin	
2.5 6 CYL.	KL	93-97	USE TS6069 M/F	OP6073 0,20 bar OP6075 0,40 bar		SL162 M10 SL213 plunger	TS6069 M/F 2 pin TS6111 2 pin grey
TRITON							
	4G54	85-2006		OP6075		SL161	TS6030
HONDA ACCORD							
2.0	F20B6	07-	FS2093	OP6626	RS175	SL211	TS6067
3.0	J30A1	1998-	FS2037	OP6072			TS6067 1/8 gas TS6154 M12
BALLADE							
1.3	EN4	82-85	FS111	OP6626	RS138	SL149	TS6042
130	EV2	84-89	FS111	OP6626	RS138	SL149	TS6042
150	D15Z4	84-89	FS111	OP6626	RS138	SL149	TS6063
150i	D15B8	89-92	FS2015	OP6072	RS138	SL226	TS6067 1/8 gas TS6154 M12
150i	EW2	96-00	FS2037	OP6626	RS164 long lead RS163	SL211	TS6067 1/8 gas TS6154 M12
160i D.O.H.C	D16W7	89-92	FS2015	OP6626	RS138	SL226	TS6067 1/8 gas TS6154 M12
160i	P2K	96-00	FS2036 M16 FS2037 M18	OP6626 0,20 bar OP6072 0,40 bar	RS164 long lead RS163	SL211 2 pin offset SL188 2pin	TS6067 1/8 gas TS6154 M12
160i V-TEC	D16W4	97-00	FS2037	OP6072 0,40 bar OP6626 0,20 bar	RS163	SL211	TS6133 4 pin TS6067 bullet TS6154 2 pin
180E	B18B3	94-96	FS2037	OP6072	RS164 long lead RS163	SL211	TS6067 1/8 gas TS6154 M12
180i	B18C4	94-96	FS2036 M16 FS2037 in thermostat hsg	OP6626	RS164 long lead RS163	SL211	TS6067 1/8 gas
CIVIC							
1.8i V-TEC	B18C4	06-	FS2037	OP6072	RS164	SL211	TS6067 1/8 gas TS6154 M12
150i	D15Z4	01-2006	FS2037	OP6072	RS163	SL211	TS6067 1/8 gas TS6154 M12
150i (SPREELINE)		97-00	FS2037	OP6072	RS163	SL211 M12 SL226 M10	TS6067 1/8 gas TS6154 M12
1.6i V-TEC	D16Y8	96-00	FS2037	OP6626	RS163	SL188	TS6067 1/8 gas TS6154 M12
170i V-TEC	D17A2	01-2006	FS2037	OP6072	RS176	SL211	TS6155 M10
CR-V							
2.0	B20Z1	97-2002	FS2037	OP6072	RS176	SL188 2 pin fat body SL226 2 pin thin body	TS6067 1/8 gas TS6154 M12
2.0	KA20A4	02-	FS2037	OP6626	RS177		TS6155 M10
CRX							
1.6i	ZC	91-93	FS2015	OP6072	RS138	SL226	TS6067 1/8 gas TS6154 M12
FR-V							
2.0 V-TEC	KA20A9	05-	FS2037	OP6072	RS177		TS6155

APPLICATION	ENGINE	YEAR	FAN	OIL	REVERSE	STOP	TEMP
HONDA HR-V 1.6	D16W2	02-2004	FS2037	OP6072	RS176		TS6067 1/8 gas TS6154 M12
JAZZ 1.4i DSI 1.4i	L13A1 43A1	05- 03-2004	FS2037	OP6629	RS177		TS6155
ODYSSEY 2.3 V-TEC	F23A8	98-00	FS2037	OP6072	RS176 M14 RS177 M18	SL226	TS6067 1/8 gas TS6154 M12
PRELUDE 2.2 16V V TEC 2.2 16V V TEC	H22A2 H22A4	92-97 97-99	USE TS6154 M/F	OP6077	RS175	SL226 2 pin SL227 4 pin	TS6067 1/8 gas TS6154 M/F M12 TS6067 1/8 gas TS6154 M/F M12
HYUNDAI							
ACCENT 1.3 1.5	G4EH G4EK	94-00 94-97	FS2019	OP6075	RS144	SL205	TS6065 blue TS6183 TS6035 gauge TS6065 blue TS6035 gauge
ATOS 1.0i 1.1	G4HC G4HCY	99-2005 05-		OP6075	RS178	SL205	
ELANTRA 1.6 1.6 1.6 1.8 2.0		97-2001 95-98 98-2001 98-98	FS2063	OP6075	RS144	SL190 4 pin SL205 2 pin with c/control SL190 4 pin SL190 4 pin SL205 2 pin	TS6065 blue TS6035 gauge TS6065 blue TS6035 gauge TS6065 blue TS6035 gauge
ELANTRA 11 2.0 CRDi 2.0	D4EA 4GFG	04- 03-		OP6075	RS144	SL190 4 pin SL205 2 pin with c/control SL190 4 pin SL205 2 pin with c/control	TS6065 blue TS6065 blue
GETZ 1.3 1.4 1.5 CRDi 1.5 CRDi 1.6	G4EA G4EJ D3-EA D4-FA G4ED	03-2006 06- 04-2005 06- 03-		OP6075		SL205	TS6183
H100 2.5 D 2.5 TDI 2.6 DIESEL	D4BA	97-2005 97-2002		OP6075		SL152 M10 SL205 M16 SL152 M10 SL205 M16 SL152 M10 SL205 M16	
MATRIX 1.6 1.8	G4ED-G G4GB-G	02- 04-		OP6075			TS6183
SANTE FE 2.0 CRDi 2.4 2.4i 2.7	4DEA G4J5-G 4G64 G6BA-G	06- 01-2004 06- 01-2006		OP6075		SL205	TS6128
SONATA 2.0 ALLEGRO 2.0 GL 2.5 VIVANTE 6 CYL. 2.7 6 CYL.	J2 J1 G4APR G6BVW G6BA-G	98-2002 94-98	FS2064	OP6075	RS144	SL190 4 pin SL205 2 pin with c/control SL190 4 pin SL205 2 pin with c/control SL190 4 pin SL205 2 pin with c/control SL190 4 pin SL205 2 pin with c/control	TS6128 2 pin TS6035 gauge TS6128 2 pin TS6035 gauge TS6035 TS6065 blue

APPLICATION	ENGINE	YEAR	FAN	OIL	REVERSE	STOP	TEMP
HYUNDAI SONATA 3.0	G6ATR	94-98	FS2063 3/8 2 pin FS2064 M16 2 pin	OP6075 OP6631 11.94 on	RS144	SL190 4 pin SL205 2 pin with c/control	TS6035 TS6065 blue TS6128 black
TERRACAN							
2.9 CRDi	J3	03-		OP6075		SL190	
3.5 V6	G6CU	03-		OP6075		SL190	
TIBURON							
2.0	GS2L4D	96-2002		OP6075	RS144	SL190 4 pin SL205 2 pin with c/control	TS6035 blade TS6065 2 pin blue TS6128 2 pin black
2.0	J2	03-	FS2064	OP6075	RS144	SL190 4 pin SL205 2 pin with c/control	TS6035 TS6065 2 pin blue TS6128 2 pin black
2.7V6		03-2005				SL207	TS6035 blade TS6065 2 pin blue
TRAJET							
2.0CRDi	4DEA	05-		OP6075			
2.7i V6	G6BA	05-		OP6075			
TUCSON							
2.0	G4GC	04-		OP6075			
2.0CRDi		04-		OP6075			
2.7i V6	G6BA-G	04-		OP6075			
INYATHI							
RHINO 2.2		06-		OP6080	RS128	SL152	TS6020
ISUZU KB SERIES							
KB20	G161Z	78-81	FS109	OP6078	RS120	SL178	TS6031 M16 35ohm TS6035 1/8 gas TS6057 M16 47ohm
KB23	4ZD1	89-95	FS2066	OP6078	RS120	SL183 2 blade	TS6031 M16 35ohm TS6035 1/8 gas TS6057 M1647ohm
KB24	4ZD1	87-89	FS2065	OP6078	RS120	SL183 2 blade	TS6031 M16 35ohm TS6035 1/8 gas TS6057 M1647ohm
KB26	G161Z	81-83	FS109	OP6078	RS120	SL183 2 blade SL227 4 pin	TS6031 M16 35ohm TS6035 1/8 gas TS6057 M1647ohm
KB26	G180Z	81-83	FS109	OP6078	RS120	SL183 2 blade SL227 4 pin	TS6031 M16 35ohm TS6035 1/8 gas TS6057 M1647ohm
KB160	4ZA1	89-95		OP6078	RS120	SL178	TS6031 M16 35ohm TS6035 1/8 gas TS6057 M1647ohm
KB200	4ZC1	94-98	FS109	OP6078	RS120	SL183	TS6031 M16 35ohm TS6035 1/8 gas TS6057 M1647ohm
KB200	C20LE	01-2004		OP6078	RS120	SL183	TS6031 M16 35ohm TS6035 1/8 gas TS6057 M1647ohm
KB200	C20NE	99-2001		OP6078	RS120	SL183	TS6031 M16 35ohm TS6035 1/8 gas TS6057 M1647ohm
KB220	C22NE	01-2004	FS109	OP6622	RS120	SL183	
KB220	HEC	99-2001			RS120	SL183	
KB250 DIESEL	4JA1	97-	FS2065	OP6078	RS120	SL183 2 blade SL227 4 pin	TS6031 M16 35ohm TS6035 1/8 gas TS6057 M1647ohm
KB250Dc (P190)	4JA1-L	04-	FS2065	OP6078	RS120	SL183 2 blade SL227 4 pin	TS6031 M16 35ohm TS6035 1/8 gas TS6057 M1647ohm
KB260	4ZE1	92-98	FS2065	OP6078	RS120	SL183 2 blade SL227 4 pin	TS6031 M16 35ohm TS6035 1/8 gas TS6057 M16 47ohm
KB280 TD	4JB1	93-2002	FS2066	OP6078	RS120	SL183 2 blade SL227 4 pin	TS6031 M16 35ohm TS6035 1/8 gas TS6057 M1647ohm
KB300TDi	4BHI	02-2004	FS2065	OP6078	RS120	SL183 2 blade SL227 4 pin	TS6031 M16 35ohm TS6035 1/8 gas TS6057 M1647ohm
KB320	6VD1	98-2004	USE TS6148 M/F			SL183 2 blade SL227 4 pin	TS6148 M/F

APPLICATION	ENGINE	YEAR	FAN	OIL	REVERSE	STOP	TEMP
ISUZU KB SERIES KB350i (P190)	6VE-1	04-	USE TS6148 M/F			SL183 2 blade SL227 4 pin	TS6148 M/F
WFR							
1.8	4ZB1	83-89		OP6078	RS120	SL178	TS6057
2.0	4ZC1	89-95		OP6625	RS120	SL183	TS6057
IVECO							
35.10T DAILY	8140.23	95-	FS153 92°-87° 2 pin FS2067 85°-76° 2 pin FS2068 92°-79° 2 pin	OP6070	RS165	SL171	TS6126 M16 blade TS6127 M8 2 pin
49.10T DAILY	8140.27S	95-	FS2067	OP6070	RS165	SL171	TS6126 M16 blade TS6122 M12 2 pin
49.12,59.12 DAILY	8140.43	95-	FS153 92°-87° 2 pin FS2067 85°-76° 2 pin FS2068 92°-79° 2 pin	OP6070	RS165	SL171	TS6127 M8 2 pin TS6126 M16 blade
DAILY	SOFIM814061.200	06-	FS2067 85°-76° 2 pin FS2068 92°-79° 2 pin	OP6070	RS165	SL171	TS6127 M8 2 pin TS6126 M16 blade
KIA							
CARENS							
1.8i.	TBD	00-2002		OP6073		SL162	TS6035 1/8 gas TS6077 M12 red TS6128 3/8 black
2.0.	G4KA	06-		OP6073			
2.0 CRDi	D4EA	03-		OP6077		SL227	
CARNIVAL							
2.5	KV6	00-2004		OP6073	RS179	SL162	TS6035 1/8 gas TS6077 M12 red
2.9 CRDi	J3TCI	02-2004		OP6073 OP6075	RS179	SL162	TS6035 1/8 gas TS6077 M12 red
CERATO							
1.6	G4ED	04-		OP6075			
2.0 CRDi	D4EA	04-		OP6075			
2.0 GLX	FE	98-2001		OP6075			
K2700							
2.7	J2	02-		OP6073 OP6075	RS180	SL162	TS6035 1/8 gas TS6156 M16
MAGENTIS							
2.0 (SERIUS 11)		04-2006		OP6075			TS6128
2.5 V6	KV6	04-2006		OP6075			TS6128 TS6183
PICANTO							
1.1	G4HG	04-		OP6075		SL205	
PREGIO							
2.7	J2	01-	FS155	OP6073 OP6075	RS180	SL162	TS6035 1/8 gas TS6156 M16
PRIDE							
1.3	B3	98-00		OP6073	RS180	SL162	TS6077
RIO							
1.3	A3E	00-2005		OP6073		SL162	
1.4	G4EE	05-		OP6075		SL162	
1.5RS	A5E	00-2005		OP6075		SL162	
1.6	G4ED	07-		OP6075		SL162	
SEDONA							
2.5 V6	K5	04-2006		OP6073 OP6075	RS179	SL173	TS6077 M12 red TS6035 1/8 gas
2.9 CRDi	J3	04-		OP6073 OP6075	RS179	SL227	
3.5		07-				SL227	
SEPHIA							
1.5	BFD	98-00		OP6073			TS6035 1/8 gas TS6077 M12 red
SHUMA							
1.5	BFD	00-2001		OP6073		SL162	TS6035 1/8 gas TS6077 M12 red
1.8i	TBD	00-2002		OP6073		SL162	TS6035 1/8 gas TS6077 M12 red
SHUMA 11							
1.8i	TBD	02-2004		OP6073		SL162	TS6035 1/8 gas TS6077 M12 red
SORENTO							
2.5 CRDi	D4CB	03-		OP6075		SL227	
3.5 V6	6G74	03-		OP6075		SL227	
SPECTRA							
1.6	A6	01-2004		OP6073		SL162	TS6035 1/8 gas
SPORTAGE							
2.0.	NB7	96-2005		OP6073	RS180	SL162 2 pin SL227 4 pin	TS6035 1/8 gas TS6077 M12 red

APPLICATION	ENGINE	YEAR	FAN	OIL	REVERSE	STOP	TEMP
KIA SPORTAGE 2.2 DIESEL	FE	98-00		OP6073	RS180	SL162 2 pin SL227 4 pin	TS6035 1/8 gas TS6077 M12 red
SPORTAGE11 2.0 16V	G4GC	05-		OP6075	RS180	SL167	TS6035 1/8 gas TS6077 M12 red
2.0CRDi	RF	05-		OP6075	RS180	SL167	TS6035 1/8 gas TS6077 M12 red

LAND ROVER

DEFENDER

109 4 CYL. & 6 CYL. 110 V8		65-80 84-		OP6451 OP6620		SL176	
2.5 DIESEL	TD300	90-94	FS180 FS2038 green	OP6641	RS162	SL176 2 blade SL208 2 wire	TS9155A blade TS6114 bullet green
2.5 TD5	TD5	98-	FS200 FS2038 green FS180	OP6642	RS181 RS162 M4 bullet RS182 blade	SL208	TS6112 blade TS6114 bullet green
2.8i	M52	97-2002	USE TS6092 M/F	OP6623	RS162 RS181 RS182 blade	SL208	TS6065
300TDi		90-94	FS2038		RS181	SL208	TS6092 M/F TS6113

DISCOVERY

2.5	TD300	90-94	FS180 103°-98° FS200 95°-90° FS2038 green	OP6641	RS162 M4 bullet RS181 RS182 blade	SL176	TS6114
2.5 TD5	TD5	99-2007	FS180 103°-98° FS200 95°-90° FS2038 green	OP6642 1/8x27NPT OP6656 M10 1 pin	RS162 M4 bullet RS181 RS182 blade	SL197 4 pin SL176 2 blade	TS6065
3.5 V8		90-94	FS180	OP6657	RS181 RS182 blade	SL176	TS9155A blade TS6157 2 pin black
3.9 MK11		94-2005	FS180	OP6657	RS162 M4 bullet RS181	SL176 2 blade SL197 4 pin	TS9155A blade TS6114 bullet green

FREELANDER

1.8i	K1	98-2006		OP6623 M12 OP6642 1/8X27NPT	RS162	SL181	TS6158
2.0TD4	M47D40	00-2006		OP6623 M12 OP6642 1/8X27NPT	RS162	SL181	TS6052
2.0TDi	20TZR	98-00		OP6642	RS162	SL181	TS6065
2.5	KV6	00-2006		OP6623 M12 OP6642 1/8X27NPT	RS162	SL181	TS6082

RANGE ROVER

3.0TD6	M57D30	02-	USE TS6092 M/F	OP6623			TS6092 M/F 4 pin TS6159 2 pin
3.5 (SERIES1)		79-84	FS180	OP6657	RS182	SL176	TS9155A
4.4 V8		05-	USE TS6092 M/F	OP6623	RS152		TS6092 M/F
4.6 HSE	46D	96-2002		OP6623 M12 OP6657 1-2/20UNF	RS152		TS6114 green TS6157 2 pin black

LEXUS

GS300	2JZ-GE	98-2005	USE TS6069 M/F	OP6629		SL204	TS6069 M/F
LS400	1UZ-FE	95-00	USE TS6069 M/F	OP6629		SL204	TS6068 1 pin TS6069 M/F 2 pin
RX350		06-	USE TS6069 M/F	OP6629		SL204	TS6068 1 pin TS6069 M/F 2 pin

LEYLAND

APACHE MARINA 1.3 1750 1.8		71-78		OP6409		SL176	TS907SA
MARINA 2.6		75-78		OP6611		SL176	TS907SA
MINI ALL		65-84		OP6409	RS121	SL176	TS907SA

MAZDA

616		71-74		OP6077		SL161	TS6045
2							
1.3,1.5		07-		OP6075			TS6069
3							
1.6	MZR	04-	USE TS6069 M/F	OP6075		SL162	TS6069 M/F
2.0	SVT	04-	USE TS6069 M/F	OP6075			TS6069 M/F
2.3		07-	USE TS6069 M/F	OP6075			TS6069 M/F
5							
2.0		07-		OP6640			TS6111
6							
2.3		07-	USE TS6069 M/F	OP6075			TS6069 M/F

APPLICATION	ENGINE	YEAR	FAN	OIL	REVERSE	STOP	TEMP
MAZDA 323 1.3 1.4 1.5		79-81		OP6078	RS114	SL161	TS903SA M8 100ohm TS6047 M8 37ohm TS6045 M16
1.3	E3	81-88	FS105	OP6078	RS131	SL162	TS6047 M8 37ohm TS904SA M8 37ohm
130	B3	91-95	FS105	OP6078	RS131	SL162	TS6063 3/8" gas
130	B3	95-	FS105	OP6074	RS131	SL162	TS6109 2 pin green TS6110 + wl switch
1.6		79-81		OP6078	RS134	SL161	TS903SA M8 100ohm TS6047 M8 37ohm TS6045 M16
1.6 & 1.6i & 2.0	B6/F6	85-91	FS155	OP6077	RS131	SL162	TS6047
1.6i		95-	FS155	OP6074	RS131	SL162	TS6109 2 pin green TS6063 3/8 gas
2.0i 16V	FE	91-94	FS155	OP6077	RS131	SL162	TS6063
626							
1.6	F6	83-89	FS105	OP6077	RS131	SL162	TS6047
1.8.	F8		FS155	OP6077	RS131	SL162	TS6063
2.0.	FE	83-92	FS105	OP6077	RS131	SL187	TS6047
2.0 Egi	FE	86-90	FS155	OP6077	RS131	SL187	TS6063
2.0 16V	FE	89-92	FS101	OP6077	RS131	SL187	TS6047
2.0i 16V DOHC	FS	93-96	USE TS6069 M/F	OP6073 0,20 bar OP6075 0,40 bar	----	SL162 SL213 2 blade SL2252 blade,2pin	TS6035 1/8 gas TS6069 M/F 2 pin
2.0i 24V	KF	93-96		OP6073	----	SL162	TS6035
2.0 DOHC		98-	USE TS6069 M/F	OP6075	----	SL162 SL213 2 blade SL2252 blade,2pin	TS6111 2 pin grey TS6069 M/F 2 pin gr
2.5 V6	KL	93-96	USE TS6069 M/F	OP6073	----	SL162	TS6035 1/8 gas TS6069 M/F 2 pin
MX-6 2.5 V6	KL	93-98	USE TS6069 M/F	OP6073	----	SL162	TS6035 1/8 gas TS6069M/F 2 pin
ASTINA							
160	B6	95-99	FS2069 90°-85° FS2070 97°-92°	OP6075	RS140	SL213 plunger SL162 M10	TS6035 1/8 gas TS6109 2 pin green
180	Bpi	95-00	FS2069 90°-85° FS2070 97°-92°	OP6075	RS140	SL213 plunger SL162 M10	TS6035 1/8 gas TS6109 TS6069 M/F 2 pin gr
B SERIES							
B1500, 1600		67-86		OP6077		SL161	TS6042
B1600	F6	86-91		OP6074	RS113	SL162	TS6042
B1800		78-82		OP6078	RS113	SL161	TS6042
B1800		91-		OP6075	RS113	SL162	TS6118
B2000		82-86		OP6077	RS113	SL161	TS6042
B2000	FE	86-90		OP6074	RS113	SL162	TS6042
B2200	R 2	86-94		OP6075	RS127	SL162	TS6063
B2200 DIESEL		83-86		OP6077	RS113	SL162	TS6063
B2200		91-	FS155	OP6075	RS127	SL162	TS6063 3/8 gas TS6118 M18 red
B2500	WL	97-	USE TS6069 M/F	OP6075	RS127 or RS174	SL162	TS6069 M/F 2 pin gr TS6035 1/8 gas TS6118 M18 red
B2600	4G54	88-99		OP6075 OP6074	RS127	SL162	TS6064 M16 blade TS6035 1/8 gas
B2600i	4G54	99-		OP6074	RS127 or RS174	SL162	TS6118 M18 red TS6035 1/8 gas
B3000	ESSEX	86-95	FS2002 102°-97° FS2010 92°-97°	OP6281	RS127	SL162	TS914SA white TS906SA yellow
B3400	ESSEX	97-	FS2002 102°-97° FS2010 92°-97°	OP6281	RS127	SL162	TS6069
CAPELLA							
All				OP6077		SL161	TS6045
ETUDE							
160 180	Bpi	95-99	FS2069 90°-85° FS2070 97°-92°	OP6075	RS140	SL213 plunger SL162 M10	TS6069
160i	ZM	00-2004	FS2069 90°-85° FS2070 97°-92°	OP6075	RS140	SL213 plunger SL162 M10	TS6069 2 pin grn/gry TS6109 2 pin green
MARATHON MINIBUS							
2.2	F2	91-2004		OP6075		SL162	TS6063
RUSTLER							
130	B3	94-2002	FS105	OP6074	RS131	SL162	TS6063
1400	CVH	90-93	FS2010	OP6281	RS106	SL170	TS919SA
1600	CVH	86-92	FS2010	OP6281	RS106	SL170	TS919SA
1600	CVH	90-93	FS105	OP6077	RS131	SL162	TS6047
1600i	B6	94-	FS105	OP6077	RS131	SL162	TS6063
SOHO							
1.3.	ENDURA	97-98	USE TS6117 M/F	OP6281	RS148	SL192	TS6117M/F 3/82 pin TS6070 1/8 2 pin blk

APPLICATION	ENGINE	YEAR	FAN	OIL	REVERSE	STOP	TEMP
MAZDA SOHO 1.4i	PTE	98-00	FS2002 in hose	OP6281	RS148	SL192	TS919SA
MERCEDES- BENZ							
190							
190D (W201) 2.5	OM602-911	93-94	FS2072	OP6639 gauge	RS157	SL200	
190E (W201) 2.0	M102-962	93-94	FS2013 3 pin FS2014 2 pin FS2071 w light 60° FS2072 w light 110°	OP6639 gauge	RS157	SL200	TS6060 M14 bullet TS6085 M14 4 pin TS6099 M14 3 pin TS6162 M14 bullet
190E (W201) 2.3	M102-985	93-94	FS2013 3 pin FS2014 2 pin FS2071 w light 60° FS2072 w light 110°	OP6639 gauge	RS157	SL200	TS6060 no A/Con TS6085 M14 4 pin TS6099 M14 3 pin TS6162 M14 bullet
200							
200 (W123)	2.0	77-81		OP6639 gauge		SL184	
200 (W124)	2.0	86-90	FS2073	OP6639 gauge	RS149 2 pin RS157 2 bullet ø2.5	SL200	TS6060
200D (W123)	2.0	76-86	FS2013 3 pin FS2014 2 pin	OP6639 gauge	RS149 2 pin RS157 2 bullet ø2.5	SL200	TS6060 no A/Con TS6162 M14 bullet
200E (W124)	2.0	90-93	FS2073	OP6639 gauge	RS149 2 pin RS157 2 bullet ø2.5	SL200	TS6060
200TE (W124)	2.0	90-93	FS2073	OP6639 gauge	RS149 2 pin RS157 2 bullet ø2.5	SL200	TS6060
220							
220D (W123)	2.2	76-86	FS2013	OP6639 gauge	RS149 2 pin RS157 2 bullet ø2.5	SL200	TS6060 M14 bullet TS6086 2 pin black TS6094 2 pin l/blue
230							
230 (W123)	2.3	77-86	FS2013	OP6639 gauge	RS149 2 pin RS157 2 bullet ø2.5	SL200	TS6060
230E (W123)	2.3	84-86	FS2013	OP6639 gauge	RS149 2 pin RS157 2 bullet ø2.5	SL200	TS6060
230E (W124)	2.3	86-93	FS2013	OP6639 gauge	RS149 2 pin RS157 2 bullet ø2.5	SL200	TS6060
250							
250D (W124)	2.5	85-93		OP6639 gauge	RS149 2 pin RS157 2 bullet ø2.5	SL200	TS6094
250TD (W124)	2.5	85-93		OP6639 gauge	RS149 2 pin RS157 2 bullet ø2.5	SL200	TS6094
280							
280SE (W126)	2.8	81-87	FS2073	OP6639 gauge	RS149 2 pin RS157 2 bullet ø2.5	SL200	TS6060 M14 bullet TS6086 2 pin black TS6094 2 pin l/blue
300							
300D (W124) 6 CYL.	3.0	86-89		OP6639 gauge	RS149 2 pin RS157 2 bullet ø2.5	SL200	TS6085 M14 4 pin TS6094 2 pin l/blue TS6162 M14 bullet
300E (W124)	3.0	87-93		OP6639 gauge	RS149 2 pin RS157 2 bullet ø2.5	SL200	TS6085 M14 4 pin TS6094 2 pin l/blue TS6162 M14 bullet
300SEL (W126)	3.0	86-93	FS2074	OP6639 gauge	RS149 2 pin RS157 2 bullet ø2.5	SL200	TS6060 M14 bullet TS6094 2 pin l/blue TS6085 M14 4 pin
300TE (W124) 6 CYL.	3.0	87-93	FS2074	OP6639 gauge	RS149 2 pin RS157 2 bullet ø2.5	SL200	TS6060 M14 bullet TS6094 2 pin l/blue TS6085 M14 4 pin
A CLASS							
A160 (W168)	M166.960	00-2005	USE TS6163 M/F	OP6672	RS184		TS6163 M/F TS6181 Clip Fit
A170 (W169)	M266.940	05-	USE TS6163 M/F	OP6672	RS184		TS6163 M/F TS6181 Clip Fit
A170CDi	OM688.940	05-	USE TS6163 M/F		RS184		TS6163 M/F
A180CDi (W169)	OM640.940	05-	USE TS6163 M/F	OP6672	RS184		TS6163 M/F
A190 (W168)	M166.990	05-	USE TS6163 M/F	OP6672	RS184		TS6163 M/F
A200 (W169)	M266.960	05-	USE TS6163 M/F	OP6650	RS184		TS6163 M/F
B CLASS							
B170	M266.940	06-	USE TS6163 M/F	OP6672	RS184		TS6163 M/F
B200CDi	OM640-941	06-	USE TS6163 M/F	OP6672	RS184		TS6163 M/F
B200T	M266-980	06-	USE TS6163 M/F	OP6650	RS184		TS6163 M/F
C CLASS							
C180 (W202)	M111.920	94-00	FS2073		RS149 RS183	SL200 4 pin wsl SL228 6 pin	TS6086 black TS6094 L/blue TS6060 bullet
C180 (W203)	M111.951	00-2003	FS2073		RS183	SL200 4 pin wsl SL228 6 pin	
C180K (W203)	M2714	03-	FS2073		RS183	SL200 4 pin wsl SL228 6 pin	TS6163

APPLICATION	ENGINE	YEAR	FAN	OIL	REVERSE	STOP	TEMP
MERCEDES BENZ							
C CLASS							
C200 (W202)	M111	96-00	FS2073		RS149 RS183	SL200 4 pin wsl SL228 6 pin	TS6060 M14 bullet TS6086 2 pin black TS60942 pin l/blue
C200K (W203)	M111	00-2003	FS2073		RS183	SL200 4 pin wsl SL228 6 pin	TS6060 M14 bullet TS6086 2 pin black TS60942 pin l/blue
C200K (W203)	M271	03-	USE TS6163 M/F		RS183	SL200 4 pin wsl SL228 6 pin	TS6163 M/F
C220 (W202)	M111.961	94-96	FS2073		RS149	SL200	TS6060 M14 bullet TS6086 2 pin black TS60942 pin l/blue TS6181 Clip Fit
C220CDi (W203)	OM611.962	03-	USE TS6163 M/F		RS183		TS6163 M/F TS6181 Clip Fit
C230 (W202)	M111.974	86-98			RS149	SL200 4 pin wsl SL228 6 pin	
C230 COUPE (W203) 6 CYL.	M271.948	05-	USE TS6163 M/F		RS183		TS6163 M/F
C230K (W202)	M111.975	96-00	USE TS6163 M/F		RS149	SL200 4 pin wsl SL228 6 pin	TS6163 M/F
C230K (W203)	M111.975	01-2003	USE TS6163 M/F		RS183	SL200	TS6163 M/F
C230K COUPE 4 CYL. (W203)	M271	03-2005	USE TS6163 M/F		RS183		TS6163 M/F
C240 (W202) 6 CYL	M112	98-00	USE TS6163 M/F		RS183		TS6163 M/F
C240 (W203)	M112.916	00-2005	USE TS6163 M/F		RS183	SL200 4 pin wsl SL228 6 pin	TS6163 M/F
C250D (W202) 5 CYL	OM605.910	95-98	FS2073		RS149	SL200	TS6086 2 pin black TS6094 2 pin l/blue TS6164 2 pin green TS6165 bullet
C250TD (W202) 5 CYL.	OM960.960	96-00	FS2073		RS149	SL200	TS6086 2 pin black TS6094 2 pin l/blue TS6164 2 pin green TS6165 bullet
C270CDi 5 CYL.	OM612.962	00-2006	USE TS6163 M/F		RS183		TS6163 M/F TS6181 Clip Fit
C280 (W202)	M112.920	94-00	USE TS6163 M/F		RS149	SL200 4 pin wsl SL228 6 pin	TS6163 M/F
C280 (W203)	M272.941	05-	USE TS6163 M/F		RS183		TS6163 M/F TS6181 Clip Fit
C320 (W203)	M112.940	00-2005	USE TS6163 M/F		RS183		TS6163 M/F TS6181 Clip Fit
C320CDi (W203)	OM642.910	05-	USE TS6163 M/F		RS183		TS6163 M/F TS6181 Clip Fit
C350 (W203) 6 CYL.	M272.970	05-	USE TS6163 M/F		RS183		TS6163 M/F TS6181 Clip Fit
E CLASS							
E200K (W210)	M111.857	00-2002			RS149 RS183	SL200 4 pin wsl SL228 6 pin	
E200K (W211)	M271.956	04-	USE TS6163 M/F		RS183		TS6163 M/F
E220 (W124)	M111.960	93-96	FS2073		RS157 2 bullet ø 2.5 RS149 2 pin	SL200	TS6086 2 pin black TS6094 2 pin l/blue TS6060 M14 bullet
E230 (W210)	M111	96-98	FS2073	OP6639 gauge	RS149 RS183	SL200	
E240 (W210)	M112	98-2002	USE TS6163 M/F		RS183	SL200 4 pin wsl SL228 6 pin	TS6163 M/F
E240 (Z11)	M112	02-2005	USE TS6163 M/F		RS183		TS6163 M/F
E270CDi (W210)	OM647	00-2002	USE TS6163 M/F		RS183	SL200 4 pin wsl SL228 6 pin	TS6163 M/F
E270CDi (W211)	OM647	02-2005	USE TS6163 M/F		RS183		TS6163 M/F TS6181 Clip Fit
E280 (W124) 6 CYL.	M104	93-96	FS2073	OP6639 gauge	RS157 2 bullet ø 2.5 RS149 2 pin	SL200	TS6086 2 pin black TS6094 2 pin l/blue TS6060 M14 bullet
E280 (W210)	M104	96-97	FS2073	OP6639 gauge	RS149	SL200	TS6094
E280 (Z10)	M112	97-2001	USE TS6163 M/F		RS149 rnd pin RS183 2 pin	SL200 4 pin wsl SL228 6 pin	TS6163 M/F
E280 (E211)	M272	05-			RS183		
E320 (W124)	M104	93-96	FS2073	OP6639 gauge	RS157 2 bullet ø 2.5 RS149 2 pin	SL200	TS6094 2 pin l/blue TS6060 M14 bullet
E320 (W210)	M104	96-97	FS2073			SL200	TS6094 2 pin l/blue TS6060 M14 bullet
E320 (W210)	M112	97-2002	USE TS6163 M/F	OP6639 gauge		SL200 4 pin wsl SL228 6 pin	TS6163 M/F
E320 (W211)	M112	02-2005	USE TS6163 M/F			SL228 6 pin	TS6163 M/F
E320CDi (Z11)	OM648	05-	USE TS6163 M/F				TS6163 M/F
E350 (W211)	M272	05-			RS183		
E430 (W210) 8 CYL.	M113	98-2002	USE TS6163 M/F			SL200 4 pin wsl SL228 6 pin	TS6163 M/F

APPLICATION	ENGINE	YEAR	FAN	OIL	REVERSE	STOP	TEMP
MERCEDES BENZ							
M CLASS							
ML270CDi (W163) 5 CYL.	OM612	00-2005	USE TS6163 M/F		RS183	SL228	TS6163 M/F
ML320 (W163) 6 CYL.	OM112	98-2003	USE TS6163 M/F			SL228	TS6163 M/F
ML320 Cdi (W164)	OM642	05-	USE TS6163 M/F				TS6163 M/F
ML350 (W163)	M112	03-2005	USE TS6163 M/F				TS6163 M/F
ML350 (W164) 6 CYL.	M272	05-	USE TS6163 M/F				TS6163 M/F
ML430 (W163) 8 CYL.	M113	99-2002	USE TS6163 M/F			SL228	TS6163 M/F
ML500 (W163) 8 CYL.	M113	02-2005	USE TS6163 M/F			SL228	TS6163 M/F
SPEEDLINER							
709,811		98-		OP6630	RS143		TS6072
SPRINTER							
SPRINTER 308D	OM601	96-00		OP6079	RS185	SL228	TS6164
SPRINTER 308CDi	OM611	00-	USE TS6163 M/F	OP6079		SL228	TS6163 M/F
SPRINTER 312D	OM602	96-00		OP6079		SL228	TS6086 M16 2 pin TS6164 M14 2 pin TS6060 M14 bullet
SPRINTER 313CDi	OM611	00-	USE TS6163 M/F			SL228	TS6163 M/F
SPRINTER 316CDi	OM612	00-			RS185	SL228	
SPRINTER 411CDi	OM611	00-	USE TS6163 M/F			SL228	TS6163 M/F
SPRINTER 412D	OM602	96-00	FS2073	OP6079	RS185	SL228	TS6086 M16 2 pin TS6164 M14 2 pin TS6060 M14 bullet
SPRINTER 413CDi Delta Eng	OM611	00-	USE TS6163 M/F			SL228	TS6163 M/F
SPRINTER 416CDi	OM612	00-				SL228	
SPRINTER 616CDi	OM612	00-				SL228	
VITO							
VITO 112CDi	OM611.980	01-	FS2076 Dble fan FS2079 2 pin gry ring FS2038 M22 blade green FS2075 M22 2 pin			SL179 blade SL228 6 pin	TS6163 TS6180 Clip Fit
VITO 115CDi	OM646.982	04-	USE TS6163 M/F			SL228	TS6163 M/F
MG ROVER							
MGTF							
135	18K4F	01-		OP6623 M12 OP6642 1/8x27NPT	RS162	SL181 plunger SL211 M12	TS6082 M12 2 pin TS6158 2 brown
160	18K4K	02-		OP6623 M12 OP6642 1/8x27NPT	RS162	SL181 plunger SL211 M12	TS6082 M12 2 pin TS6158 2 brown
MGZR							
120	18K4F	03-		OP6623 M12 OP6642 1/8x27NPT	RS162	SL181 plunger SL211 M12	TS6082 M12 2 pin TS6158 2 brown
160	18K4K	03-		OP6623 M12 OP6642 1/8x27NPT	RS162	SL181 plunger SL211 M12 SL213 plunger	TS6082 M12 2 pin TS6158 2 brown
2.0TD		04-		OP6623 M12 OP6642 1/8x27NPT	RS162	SL181 plunger SL211 M12	TS6065 2 pin blue TS6114 green
MGZT							
190 6CYL.	25K4F	02-06		OP6623 M12 OP6642 1/8x27NPT	RS162	SL181 plunger SL211 M12	TS6065 2 pin blue TS6114 green
MINI COOPER							
1.6(R52/53)	W10B16A	02-			RS141 M12 RS152 M14		
COOPER S							
1.6 (R52/53)	W11B16A	02-			RS124		
1.4TD (R52/53)	DIESEL	06-	USE TS6069 M/F	OP6629	RS124		TS6069 M/F
MITSUBISHI							
L300							
1.6	4G32	82-85		OP6075	RS135	SL161	TS6030
1.8	4G62	83-87		OP6075	RS135	SL161	TS6030
2.0	4G63	88-00		OP6075	RS135	SL161	TS6030
LANCER							
1.6GLX	4G18-6	02-		OP6658	RS144	SL162	TS6084 3/8 gas TS6035 1/8 gas
EVOV111 2.016V TURBO	4G63	05-		OP6658	RS144	SL162	TS6084 2 pin TS6085 4 pin
OUTLANDER							
2.4	4G69	03-2006		OP6658 1/8 gas 1 pin OP6073 1/8 gas blade		SL205	TS6084 3/8 gas TS6035 1/8 gas
2.4 New	4G69	07-		OP6658 1/8gas 1 pin OP6073 1/8 gas blade		SL205	TS6084 3/8 gas TS6035 1/8 gas
PAJERO							
1.6iO	4G18	99-2002		OP6075	RS186	SL161	TS6030 M16 TS6035 1/8 gas
1.8iO	4G93	99-2002		OP6075	RS186	SL205	TS6030 M16 TS6035 1/8 gas
2.0iO	4G94	02-2003		OP6075	RS186		TS6030 M16 TS6035 1/8 gas
2.5TD	4D56T	87-90		OP6073	RS134	SL205	

APPLICATION	ENGINE	YEAR	FAN	OIL	REVERSE	STOP	TEMP
MITSUBISHI PAJERO							
2.6	4G54	83-91		OP6073	RS134	SL205	TS6030 M16 TS6035 1/8 gas
2.8TD	4M40T	95-00	FS2041	OP6075	RS186	SL205 2 pin SL227 4 pin	TS6035
3.0	6G72	93-00		OP6075	RS186	SL205 2 pin SL227 4 pin	TS6035
3.2TD (Di-D)	4M41	00-		OP6075	RS186	SL205	TS6035
3.5	6G74	00-2004	FS2041	OP6075	RS186	SL205 2 pin SL227 4 pin	TS61283/8 black TS60843/8 black
3.8 6 CYL.		04-		OP6658			TS6084
SPACE GEAR							
2.0	4G63	96-99		OP6075	RS144	SL205	TS6128 3/8 black TS6084 3/8 black TS6035 1/8 gas
2.4	4G64	96-99	FS2041	OP6075	RS144	SL205	TS6128 3/8 black TS6084 3/8 black TS6035 1/8 gas
2.5TD	4D56T	95-99	FS2041	OP6075	RS144	SL205	
TREDIA							
1.4S	4G12	83-86	FS102	OP6075	RS135	SL162	TS6030
1.6	4G32	83-86	FS102	OP6075	RS135	SL162	TS6030
1.8	4G62	83-86	FS102	OP6075	RS135	SL162	TS6030
1.8 TURBO		84-86	FS102	OP6075	RS135	SL162	TS6030
NISSAN							
120Y		75-80		OP6072	RS104	SL149	TS6010
1200		72-75		OP6072	RS104	SL149	TS6010
140Y		78-80		OP6072	RS104	SL149	TS6010
160		69-80		OP6072	RS103	SL149	TS902A
180U		73-80		OP6072	RS103	SL149	TS902A
200		78-80		OP6072	RS103	SL149	TS902A
200SX	CA18DET	94-98	FS113 M16 FS109 3/8" gas	OP6076	RS111	SL183	TS6056
200SX	SR20DT	91-94	FS2012	OP6076	RS136	SL183	TS6056 M12 blade TS6077 M12 2 pin
240C		72-75		OP6072	RS104	SL149	TS6010
260		73-75		OP6072	RS104	SL149	TS6010
280		78-80		OP6072	RS104	SL149	TS902SA
300C		75-78		OP6072	RS104	SL149	TS6010
200SX							
1.8 16V TURBO	CA18DET	89-91	FS113 2 pin FS109 bullet	OP6076	RS111	SL183	TS6056 M12 TS6055 M16
2.0 16V TURBO	SR20DET	94-2002	USE TS6083 M/F	OP6076		SL183	TS6077 2 pin red TS6083 M/F M12 blk TS6107 M12 blade
300ZX							
3.0i	VG30E	87-88			RS146	SL183	TS6056
3.0i	VG30DET	90-94			RS146	SL183	TS6077 M12 2 pin TS6056 M12 blade
3.0i	VG30T	87-88				SL183	TS6056
350Z							
305Z 3.5 V6	VQ35DE	04-	USE TS6087 M/F		RS187 open RS188 closed	SL229	TS6087 M/F
ALMERA							
1.6	QG 16 DE	01-2005	USE TS6087 M/F	OP6076	RS187 open RS188 closed	SL229	TS6087 M/F
1.8	QG 18 DE	01-2005	USE TS6087 M/F	OP6076	RS187 open RS188 closed	SL229	TS6087 M/F 2pr/blu TS6106 M12 blade
ECONOBUS							
2.0	L20	73-95		OP6072	RS103	SL149	TS902SA
HARDBODY							
1600	L16	88-95		OP6072	RS110	SL183	TS6055 M16 TS6056 M12
1600	NA16	95-99		OP6076	RS146	SL183	TS6055 M16 TS6056 M12
1800	L18	88-95		OP6072	RS110	SL183	TS6055 M16 TS6056 M12
2.0	NA20	95-99		OP6076	RS146	SL183	TS6055 M16 TS6056 M12
2.0	NA20S	99-2002		OP6076	RS146	SL183	TS6107
2.4	KA24	02-	USE TS6087 M/F	OP6076	RS146	SL183	TS6087 M/F 2 pin TS6107 blade
2.4	KA24E	99-2002	USE TS6087 M/F	OP6076	RS146	SL183	TS6087 M/F 2 pin TS6107 blade

APPLICATION	ENGINE	YEAR	FAN	OIL	REVERSE	STOP	TEMP
NISSAN HARDBODY 2.5 DIESEL	TD25i	88-95	USE TS6087 M/F	OP6076	RS146	SL183	TS6076 M16 2 pin TS6055 M16 blade TS6087 M12 M/F 2 p
2.7 DIESEL	TD27	90-		OP6076	RS146	SL183	TS6076 M16 2 pin TS6055 M16 blade
2.7 Tdi	TD27	97-99	USE TS6087 M/F	OP6076	RS146	SL183	TS6107 blade TS6087 M/F 2 pin
3.0	VG30E	90-2002		OP6076	RS146	SL183	TS6077 M12 2 pin TS6056 M12 blade
3.2	QD32	99-2003		OP6076	RS146	SL183	TS6056
3000	ZD30DDT	02-	USE TS6087 M/F	OP6076 0.20 bar OP6660 2.50 bar	RS146	SL183	TS6087 M/F 2 pin TS6106 blade
3300i	VG33E	02-		OP6076 0.20 bar OP6660 2.50 bar	RS146	SL183	TS6107
INTERSTAR							
2.5TD	YD25TD	05-	USE TS6087 M/F		RS158	SL210	TS6087 M/F
LANGLEY							
1300	E13	86-88	FS106	OP6072	RS103	SL166	TS6010
1500 EXA TURBO		84-88	FS107	OP6076	RS111	SL183	TS6010
1500		83-88	FS107	OP6076	RS111	SL183	TS6010
LAUREL							
2.0		80-83		OP6072	RS104	SL166	TS6011
2.8	L28E	80-87		OP6081	RS104	SL166	TS6055
LDV's							
1200		71-80		OP6072	RS103	SL149	TS6010
140	A14	95-		OP6072	RS103	SL149	TS902SA button TS6010 bullet
1800	L18	80-88		OP6072	RS104	SL149	TS902SA button TS6010 bullet TS6010 bullet
2.0	H20	71-73		OP6072	RS104	SL149	TS902SA button
2200 DIESEL	SD22	80-83		OP608 gauge	RS104	SL166	TS6055
2200	Z22	85-88		OP6086 gauge	RS104	SL166	TS6055
2300 DIESEL	SD23	85-88		OP6086 gauge	RS104	SL166	TS6055
620		73-79		OP6077	RS104	SL149	TS6010 bullet TS902SA button
680 DIESEL	SD22	78-80		OP6077	RS104	SL149	TS6010 bullet TS6055 M16 blade
MAXIMA							
2.0QX	VQ20E	97-00	USE TS6087 M/F	OP6076		SL229	TS6087 M/F 2 pin TS6107 blade
3.0	VG30E	91-96		OP6076		SL183	TS6077 2 pin TS6056 blade
3.0QX	VQ30DE	96-2004	USE TS6087 M/F	OP6076		SL229	TS6087 M/F 2 pin TS6107 blade
MICRA							
1.4i	CR14DE	04-	USE TS6087 M/F	OP6076	RS189	SL229	TS6087 M/F
1.5DCi	K9K704	04-		OP6659 1 pin, 0.50bar OP6636 green 1 pin 0.20bar	RS189	SL229	TS6166 in therm hsg
MURANO							
Murano V6	VQ35DE	05-	USE TS6087 M/F	OP6076		SL229	TS6087 M/F
NAVARA							
2.5dci	YD25DDTi	05-	USE TS6087 M/F			SL229	TS6087 M/F 2 pin TS6107 blade
4.0 V6	VQ40DE	05-				SL229	
PATHFINDER							
2.5dci	YD25DDTi	05-	USE TS6087 M/F			SL229	TS6087 M/F 2 pin TS6107 blade
4.0 V6	VQ40DE	05-				SL229	
PATROL DIESEL							
3.0Di	ZD30DDTi	00-	USE TS6087 M/F	OP6076 0.20 bar OP6660 2.50 bar	RS146	SL183	TS6087 M/F 2 pin TS6107 blade
4.2D	TD42	98-2002		OP6076	RS146	SL183	TS6107
PATROL PETROL							
4.2	TB42E	94-98		OP6076	RS146	SL166 Blade SL183 2 pin	TS6107
4.5E	TB45E	98-2002		OP6076	RS146	SL166 Blade SL183 2 pin	TS6107
PRIMERA							
160Si	GA16DE	98-00	USE TS6087 M/F	OP6076	RS187 open RS188 closed	SL229	TS6087 M/F 2 pin TS6106 blade
2.0	SR20DE	00-2003	USE TS6087 M/F	OP6076	RS190	SL229	TS6087 M/F 2 pin TS6106 blade
200	SR20DE	98-00	USE TS6087 M/F	OP6076	RS111 RS136	SL191	TS6106 blade TS6087 M/F 2 pin
200Si	SR20DE	98-00	USE TS6087 M/F	OP6076	RS111 RS136	SL191	TS6106 blade TS6087 M/F 2 pin

APPLICATION	ENGINE	YEAR	FAN	OIL	REVERSE	STOP	TEMP
NISSAN PRIMERA 200STi	SR20DE	98-00	USE TS6087 M/F	OP6076	RS111 RS136	SL191	TS6106 blade TS6087 M/F 2 pin
PULSAR							
1300S	E13	83-86	FS106	OP6072	RS111	SL166	TS6010
1400		80-84	FS104	OP6072	RS104	SL166	TS6010
1500		82-83	FS104	OP6072	RS104	SL149	TS6010
1500	E15	83-87	FS107	OP6076	RS111	SL183	TS6010
QASHQAI							
1.5 dci	K9K	07-	USE TS6166 M/F	OP6665	RS189	SL229	TS6166 in therm hsg
1.6	HR16DE	07-	USE TS6087 M/F		RS189	SL229	TS6087 M/F
2.0	MR20DE	07-	USE TS6087 M/F		RS187 open RS188 closed RS189 M14 3 pin	SL229	TS6087 M/F
SABRE							
160GX	GA16DS	94-97	FS113	OP6076	RS136	SL183	TS6077 2 pin TS6107 blade
160GXi	GA16DE	94-97	FS195 2 pin FS2017 3 pin	OP6076	RS136	SL183	TS6077 2 pin TS6107 blade
160GXi	GA16DNE	97-00	FS195 2 pin FS2017 3 pin	OP6076	RS136	SL183	TS6077 2 pin TS6107 blade
200GXi	SR20DE	97-00	FS2012	OP6076	RS136	SL183	TS6077 2 pin TS6107 blade 77ohm TS6056 blade 20ohm
SAFARI							
2.8	L28	83-86		OP6072	RS104	SL166	TS6010
SENTRA							
1.3	E13	87-92	FS112	OP6076	RS111	SL183	TS6056
1.6	E16S	87-92	FS112	OP6076	RS111	SL183	TS6056
1.6	E16E	87-92	FS112	OP6076	RS111	SL183	TS6056
1.8 16V.	CA18DE.	89-92	FS113	OP6076	RS111	SL183	TS6056
140	GA14DS	92-97	FS195	OP6076	RS111	SL183	TS6056
140	GA14DNE	97-2002	FS195	OP6076	RS136 RS111	SL183	TS6077 M12 2 pin TS6056
160	GA16DS	92-97	FS195 87°-82° FS2012 100°-95°	OP6076	RS136 RS111	SL183	TS6056 blade TS6077 2 pin
160	GA16DNE	97-2002	FS2012	OP6076	RS136	SL183	TS6056 blade TS6077 2 pin
160	GA16DS	92-97	FS2012	OP6076	RS136	SL183	TS6056 blade TS6077 2 pin
200	SR20DE	97-2002	FS2012	OP6076	RS136 RS111	SL183	TS6056 blade TS6087 2 pin
SKYLINE							
1.8	L18	82-87		OP6072	RS104	SL166	TS6010 bullet TS902SA button
2.0	L20	82-87		OP6072	RS104	SL166	TS6010 bullet TS902SA button
2.0	CA20	87-92		OP6076	RS112	SL183	TS6055
2.0	RB20E	87-92		OP6082	RS112	SL183	TS6056
2.8	L28.	83-87		OP6081	RS104	SL166	TS6010 bullet TS902SA button
3.0	RB30E	90-92		OP6082	RS112	SL183	TS6056
TERRANO							
2.7	TD27Ti	99-2003	USE TS6087 M/F	OP6076 0.20 bar OP6660 2.50 bar	RS146	SL183	TS6087 M/F 2 pin TS6095 M12 blade TS6106 M12 EMS
TIIDA							
1.6	HR16DE	06-	USE TS6087 M/F		RS189	SL229	TS6087 M/F
1.8	MR18DE	06-			RS189	SL229	
X-TRAIL							
2.0	QR20DE	02-	USE TS6087 M/F		RS187 RS188	SL229	TS6087 M/F 2 pin TS6107 blade
2.2TD	YD22ETi	02-	USE TS6087 M/F		RS187 RS188	SL229	TS6087 M/F 2 pin TS6107 blade
2.5	QR25DE	02-	USE TS6087 M/F		RS187 RS188	SL229	TS6087 M/F 2 pin TS6107 M12 blade
OPEL							
ASCONA							
1.3L		82-85	FS200	OP6070	RS122	SL177	TS9085A
1.6 GL		82-87	FS190	OP6070	RS122	SL177	TS9085A
1.8		84-87	FS190	OP6070	RS122	SL177	TS9085A
ASTRA							
140	14NV	93-96	FS159 no A/C FS2007 100°-95° 2 pin FS2077 87°-82° 2 pin FS2078 105°-100, 120°-115° 3 pin FS2018 95°-90°, 120°-115° 3 pin	OP6622	RS124	SL181 2 blade SL231 3 blade	TS9085A

APPLICATION	ENGINE	YEAR	FAN	OIL	REVERSE	STOP	TEMP
OPEL ASTRA 160i	16SE	93-98	FS2007 100°-95° 2 pin FS2077 87°-82° 2 pin FS159 no A/C FS2078 105°-100, 120°-115° 3 pin FS2018 95°-90°, 120°-115° 3 pin	OP6622	RS124	SL181 2 blade SL231 3 blade	TS908SA button TS6065 2 pin blue
1.6	Z16XE	99-2004	USE TS6120 M/F	OP6622	RS124	SL230	TS6120 M/F
1.6 (H)	Z16EXP	04-	USE TS6119 or 20 M/F	OP6622	RS124 or RS172	SL230 4 blade rnd SL243 4 pin square	TS6120 M/F blu/w/bl TS6119 M/F hsg blk
1.8	Z18XE	99-2004	USE TS6119 M/F	OP6622	RS172	SL230	TS6119 M/F
1.8 (H)	Z18XE	04-	USE TS6119 M/F	OP6622	RS172	SL243	TS6119 M/F
180i	18SE	93-98	FS2007 100°-95° 2 pin FS2077 87°-82° 2 pin FS2078 105°-100, 120°-115° 3 pin FS2018 95°-90°, 120°-115° 3 pin	OP6622	RS124	SL181 2 blade SL231 3 blade	TS908SA button TS6065 2 pin blue
2.0 16V	Z20LET	01-2004	USE TS6120 M/F	OP6622	RS124	SL230	TS6120 M/F
2.0	Z20XE	99-2003	FS2007 100°-95° 2 pin FS2077 87°-82° FS2078 105°-100, 120°-115° 3 pin FS2018 95°-90°, 120°-115° 3 pin	OP6622	RS124	SL230	TS908SA
2.0 TURBO (H)	Z20LET	05-	USE TS6120 M/F	OP6622	RS124	SL230 4 blade rnd SL243 4 pin square	TS6120 M/F 2 pin
2.2 (G) 200i (F)	Z22SE C20NE	03-2004 93-98	USE TS6083 M/F FS2007 100°-95° 2 pin FS2077 87°-82° FS2078 105°-100, 120°-115° 3 pin FS2018 95°-90°, 120°-115° 3 pin	OP6622	RS124 RS124	SL230 SL181 2 blade SL231 3 blade	TS6083 M/F 2 pin blk TS6065 2 pin blue TS908SA button TS6167 in therm hsg
ASTRA CLASSIC							
1.6 (G)	Z16XE	99-2004	USE TS6120 M/F	OP6622	RS124	SL230	TS6120 M/F
1.8 (G)	Z18XE	03-2004	USE TS6119 M/F	OP6622	RS124	SL230	TS6119 M/F
1.8 (G)	Z18XE1	99-2003	USE TS6119 M/F	OP6622	RS124	SL230	TS6119 M/F
2.0 (G)	Z20XE	99-2003	FS2007 100°-95° 2 pin FS2077 87°-82° 2 pin FS2078 105°-100, 120°-115° 3 pin FS2018 95°-90°, 120°-115° 3 pin	OP6622	RS124	SL181 2 blade SL231 3 blade	TS908SA
2.2i (G)	Z22SE	03-2004	USE TS6083 M/F	OP6622	RS124	SL230	TS6083 M/F
ASTRA EURO							
160i	16SE	98-99		OP6622	RS124	SL181	TS908SA button TS6065 2 pin blue
200i.	Z20	98-99		OP6622	RS124	SL181	TS908SA button TS6065 2 pin blue
COMBO							
1.4	Z14XE	05-	FS2007	OP6661	RS124	SL232	TS6065 M12 blue TS918SA M14 TS6083 l/blue/blck/w
1.7DTi	Y17DT	05-	USE TS6148 M/F	OP6072	RS124	SL232 4 blade rnd SL243 4 pin square	TS6148 M/F
COMMANDOR							
2.8 6 CYL.		82-83		OP6070	RS123	SL172	TS908SA
3.0E 6 CYL.		86-87		OP6070	RS123	SL172	TS908SA
CORSA							
130i	13NE	97-00	FS190 2 blade FS2007 2 pin FS2017 3 pin	OP6622	RS124	SL172	TS908SA button TS6120 2 pin b/w/bl TS6065 2 pin blue TS6083 2 pin black
1.4	14SE	02-	FS2007 2 pin FS2017 3 pin	OP6622 OP6088 gauge	RS124	SL172 blade SL243 4 pin square	TS908SA button TS6120 2 pin b/w/bl TS6065 2 pin blue
1.4i	X14SZ	01-2002	FS2007 2 pin FS2017 3 pin	OP6622 OP6088 gauge	RS124	SL172	TS6120 2 pin b/w/bl TS6065 2 pin blue
1.6	16SE	02-	FS190 2 blade FS2007 2 pin FS2017 3 pin	OP6622 OP6088 gauge	RS122	SL172	TS908SA button TS6120 2 pin b/w/bl TS6065 2 pin blue
1.6i	16NE	97-2004	FS190 2 blade FS2007 2 pin FS2017 3 pin	OP6622 OP6088 gauge	RS122 RS124 2 pin	SL172	TS908SA button TS6065 2 pin blue TS6083 2 pin black
160iS	16NE	98-00	FS190 2 blade FS2007 2 pin FS2017 3 pin	OP6622	RS124	SL172	TS908SA button TS6120 2 pin b/w/bl TS6065 2 pin blue
1.7DTi	Y17DT	04-	USE TS6148 M/F	OP6072	RS124	SL232 4 blade rnd SL243 4 pin square	TS6148 M/F
1.8iO	Z18XE	02-	USE TS6119 M/F	OP6622	RS124	SL232	TS6119 M/F
CORSA CLASSIC							
1.4	14SDE	02-	FS2007 2 pin FS2017 3 pin	OP6622 OP6088 gauge	RS124	SL232 4 blade rnd SL243 4 pin square	TS6120
140i, 160i	Z14XEP/Z16SE	00-	USE TS6120 M/F	OP6661 M10 1 pin OP6622 M14 1 pin OP6088 gauge	RS124	SL232 4 blade rnd SL243 4 pin square	TS6120 M/F

APPLICATION	ENGINE	YEAR	FAN	OIL	REVERSE	STOP	TEMP
OPEL							
CORSA CLASSIC							
1.6	16SDE	02-	USE TS6083 M/F USE TS6120 M/F	OP6622 OP6088 gauge	RS124	SL232 4 blade rnd SL243 4 pin square	TS6083 M/F blk TS6120 M/F bl/wh
1.7DTi	Y17DT	02-	USE TS6148 M/F	OP6072	RS124	SL232 4 blade rnd SL243 4 pin square	TS6148 M/F
FRONTERA							
2.0i	C20NE	91-95		OP6088 gauge	RS120		TS6065 M12 blue TS9185A M14
2.8	4JB1	95-2005		OP6078	RS120	SL181	TS9185A
KADETT							
1.2L & 1.3	LVH	80-85	FS200	OP6070	RS122	SL181	TS9085A
1.3 T CAR	NVH	85-90	FS190	OP6070	RS122	SL181	TS9085A
140 CUB	14NV	90-93	FS2007	OP6622 OP6088 gauge	RS124	SL181	TS9085A
140	14NV	93-96	FS2007	OP6622	RS124	SL181	TS9085A button TS6065 2 pin blue
1.6	16SE	82-85	FS190	OP6070 OP6083 gauge	RS122 RS144 89 on	SL181	TS9085A
160i	16SE	90-93	FS2007	OP6622	RS124	SL181	TS9085A
160iS	16SE	93-98	FS2007	OP6622	RS124	SL181	TS9085A button TS6065 2 pin blue
1.8 T CAR	18SE	84-88	FS2007	OP6070 OP6083 gauge	RS122	SL181	TS9085A
180GSi	18SE	90-91	FS2007	OP6622	RS124	SL181	TS9085A button TS6065 2 pin blue
2.0 "T" CAR	20XE	87-93	FS2008	OP6622	RS124	SL181	TS9085A button TS6065 2 pin blue
2.0 16V	XE4	89-93	FS2008	OP6622	RS124	SL181	TS9085A button TS6065 2 pin blue
200i DOHC TURBO	20XE	93-98	FS2009	OP6622	RS124	SL181	TS9085A button TS6065 2 pin blue
MAVANO							
2.5CDTi	G9T750	05-	USE TS6166 M/F	OP6659	RS158	SL210	TS6166 in therm hsg
MERIVA							
1.4	Z14XEP	06-	USE TS6120 M/F	OP6661	RS124	SL232	TS6120 M/F
1.6	Z16XE	03-	USE TS6120 M/F	OP6622	RS124	SL232	TS6120 M/F
1.7CDi	Z17DTH	05-	USE TS6120 M/F	OP6072	RS124	SL232	TS6120 M/F
1.8	Z18XE	04-	USE TS6119 M/F	OP6622	RS124	SL232	TS6119 M/F
MONZA							
1600	SV	86-93	FS190	OP6070	RS124	SL181	TS9085A
1600	SE4	90-93	FS2007	OP6622	RS124	SL181	TS9085A
1800	SV	86-93	FS190	OP6070 OP6083 gauge	RS124	SL181	TS9085A
1800	SV	86-89	FS190	OP6070	RS124	SL181	TS9085A
2.0	SE H	89-93	FS2008	OP6622	RS124	SL181	TS9085A button TS6065 2 pin blue
200	XE4	90-91	FS2008	OP6622	RS124	SL181	TS9085A button TS6065 2 pin blue
RECORD							
2.0L	20NE	82-89		OP6070 OP6083 gauge	RS119	SL172	TS9085A
2.0i	20SE	88-94		OP6622	RS125	SL172	TS9085A
2.2	22NE	86-91		OP6070 OP6083 gauge	RS125	SL172	TS9085A
380i V6	GE	91-94		OP6088 gauge	RS125	SL172	TS9085A
SENATOR							
3.0E 6 CYL.	30NE	82-86		OP6088 gauge	RS125	SL172	TS9085A
TIGRA							
1.4	Z14XEP	05-	USE TS6120 M/F	OP6661	RS124	SL232	TS6120 M/F
1.8	Z18XE	05-	USE TS6120 M/F	OP6621	RS124	SL232	TS6120 M/F
VIVARO							
1.9DTi	F9Q760	05-	USE TS6166 M/F	OP6659	RS158 2 pin RS189 3 pin	SL210	TS6166 in therm hsg
2.0	F4R720.	05-	USE TS6073 M/F	OP6636 green 0.20bar OP6659 1 pin 0.50bar	RS158 2 pin RS189 3 pin	SL210	TS6073 M/F
ZAFIRA							
1.8CD	Z18XE	01-2005	USE TS6119 M/F	OP6622	RS124	SL230 4 blade rnd SL243 4 pin square	TS6119 M/F
1.9CDTi	Z19 DTL	06-	USE TS6134 M/F	OP6644	RS172	SL230 4 blade rnd SL243 4 pin square	TS6134 M/F
2.0 TURBO OPC	Z20ZET	05-		OP6622	RS124	SL230 4 blade rnd SL243 4 pin square	TS6164
2.2	Z22SE	04-	USE TS6083 M/F	OP6622	RS124	SL230 4 blade rnd SL243 4 pin square	TS6083 M/F 2 pin blk
PEUGEOT							
107							
100cc	1KR-FE	05-	USE TS6139 M/F	OP6629			TS6139 M/F

APPLICATION PEUGEOT 1007	ENGINE	YEAR	FAN	OIL	REVERSE	STOP	TEMP
1.6 16V	TU5JP	05-	USE TS6140 M/F	OP6651	RS169	SL217	TS6140 M/F M12 2 p TS6169 P/Fit 2 pin TS6141 M14 1 pin
206							
1.4	TU3JP	01-	FS2049	OP6651	RS152 square 2 pin RS169 oblong 2 pin	SL217 4 pin SL221 red SL233 2 pin small SL220 2 pin	TS6140 M12 2 pin TS6143 M12 3 pin TS6141 M14 1 pin
1.4HDi	DV4TD	03-	USE TS6142 M/F	OP6651	RS169	SL217 4 pin SL221 red SL233 2 pin small SL220 2 pin	TS6142 M/F
1.6	TU5JP	01-	FS2049	OP6651	RS169	SL217 4 pin SL221 red SL233 2 pin small SL220 2 pin	TS6143 M12 3 pin TS6140 M12 2 pin TS6169 P/Fit 2 pin
2.0	EW10J4	03-	USE TS6140 M/F	OP6651	RS171 clip on RS170 push on	SL217 4 pin SL221 red SL233 2 pin small SL220 2 pin	TS6140 M/F M12 2 p
2.0HDi	DW10TD	04-2005	USE TS6142 M/F	OP6651	RS171 clip on RS170 push on	SL217 4 pin SL221 red SL233 2 pin small SL220 2 pin	TS6143 M12 3 pin TS6142 M/FP/Fit 2 p
207							
1.4	TU3A-ET3J4	07-	USE TS6140 M/F	OP6651	RS169	SL218	TS6140 M/F M12 2 p TS6143 M12 3 pin TS6169 P/Fit 2 pin
1.6	TU5JP4	07-		OP6651	RS169	SL218	TS6169 P/Fit 2 pin TS6141 M14 1 pin
1.6HDi	DV6TED4	07-	USE TS6142 M/F	OP6651	RS170	SL218	TS6142 M/F
306							
1.6	TU5JP	98-2001	FS2050 M142 pin FS2079 2 pin gry ring FS2080 2 pin blue+vio ring FS2094 2 pin yellow ring	OP6662	RS152	SL219	TS6146 red TS6065 2 pin blue TS6145 yellow TS6170 green TS6171 M14 2 pin
1.8	XU7JP	96-00	FS2050 M142 pin FS2079 2 pin gry ring FS2049 M22 yellow FS2081 3 pin red	OP6652 pin right OP6651 pin left	RS171 clip on RS170 push on	SL219	TS6145 yellow TS6146 red
1.8	XU7JP4	98-2002	FS2050 M142 pin FS2079 2 pin gry ring FS2049 M22 yellow	OP6652 pin right OP6651 pin left	RS171 clip on RS170 push on	SL219	TS6145 yellow TS6146 red
2.0	XU10J4RS	99-2001	FS2050 M142 pin FS2079 2 pin gry ring FS2049 M22 yellow FS2081 3 pin red ring	OP6652 pin right OP6651 pin left	RS171 clip on RS170 push on	SL219	TS6145 yellow TS6146 red
2.0	XU10J2	96-00	FS2050 M142 pin FS2079 2 pin gry ring FS2049 M22 yellow FS2081 3 pin red ring	OP6652 pin right OP6651 pin left	RS170 push on RS171 clip on	SL219	TS6145 yellow TS6146 red
307							
1.6	TU5JP	01-2005	USE TS6140/42 M/F	OP6651	RS169 MA Gearbox RS170 push on	SL220 2 pin SL221 red SL217 wht SL218 green	TS6141 M14 1 pin TS6143 M12 3 pin TS6140 M/F M12 2 p TS6142 M/FP/Fit 2 p TS6171 M14 2 pin
1.6HDi	DV6TED	05-	USE TS6142 M/F	OP6651	RS170	SL217 wht SL218 green	TS6142 M/F
2.0	EW10J4	04-	USE TS6140 M/F	OP6651	RS170	SL220 2 pin SL217 wht SL218 green SL221 red	TS6140 M/F
2.0HDi	DW10TD	01-2005	USE TS6142 M/F	OP6651	RS170	SL220 2 pin SL217 wht SL218 green SL221 red	TS6142 M/F
308							
1.6 16v	EP6DTS	07-		OP6651	RS170	SL218	TS6169
1600 HDi	DV6TED4	07-	USE TS6142 M/F	OP6651	RS170	SL218	TS6142 M/F
404							
1.6 1.8 2.0		95-97	FS170	OP6071	RS118	SL900SA	TS917SA
406							
2.0	XU10J4R	96-99	FS2079	OP6651	RS171 clip on RS170 push on	SL220 blk plunger SL219 wht plunger	TS6146
2.0HDi	DW10ATED	02-2004	USE TS6140 M/F	OP6651	RS152 M14 2 pin RS169	SL219 wht plunger SL220 blk plunger	TS6140 M/F M12 2 p TS6143 M12 3 pin

APPLICATION	ENGINE	YEAR	FAN	OIL	REVERSE	STOP	TEMP
PEUGEOT							
406							
2.0i	XU10J4R	96-99	FS2079	OP6651	RS171 clip on RS170 push on	SL220 blk plunger SL219 wht plunger	TS6146
2.0i	EW104J4	99-00	FS2079	OP6651	RS171 clip on RS170 push on	SL220 blk plunger SL219 wht plunger	TS6146
2.2	EW10J4	01-2004	USETS6140 M/F	OP6651	RS169	SL220 blk plunger SL219 wht plunger	TS6140 M/F M12 2 pin TS6143 M12 3 pin
2.2	EW12J4	01-2004	USETS6140 M/F	OP6651	RS169	SL220 blk plunger SL219 wht plunger	TS6140 M/F
3.0	ES9J4S	98-2004	FS2050	OP6652 pin right OP6651 pin left	RS152 M14 2 pin RS169	SL219 wht plunger SL220 blk plunger	TS6171
407							
2.0	EW10J4	04-	USETS6140 M/F	OP6651	RS170	SL218	TS6140 M/F
2.0HDi	DW10BTE	05-	USETS6142 M/F	OP6651	RS169	SL218	TS6142 M/F
2.2 16V	EW12J4	04-	USETS6142 M/F	OP6651	RS169	SL218	TS6142 M/F
3.0 V6	ES9J4	04-	FS2050	OP6651		SL218	TS6140
504/5							
1.8	XM-7	71-85	FS170	OP6071	RS118	SL900SA	TS917SA
2.0		71-75	FS170	OP6071	RS118	SL900SA	TS917SA
2.0Ti		73-80	FS170	OP6071	RS118	SL900SA	TS917SA
605							
2.0i	XU10J4R	95-98	FS2050 M142 pin FS2079 2 pin gry ring	OP6652 pin right OP6651 pin left	RS152 M14 2 pin RS171 short body		TS6145 TS6146 red
3.0i	UFZ	95-98	FS2082 1 pin vio. ring FS2050 M142 pin FS2079 2 pin gry ring	OP6652 pin right OP6651 pinleft	RS152 M14 2 pin RS171 short body		TS6146
607							
3.0	ES9J4	01-	USETS6140 M/F	OP6651	RS169	SL220 2 pin SL217 4 pin SL221 red	TS6140 M/F
BOXER							
2.2HDi	DW10TED4	06-	FS2061 92°-87°, 97°-92° FS2083 87°-82°, 92°-87°	OP6651	RS169	SL223 2 pin SL215 4 pin	
2.5TDi	DJ5TED	06-	FS2061 92°-87°, 97°-92° FS2051 blue/gr ring FS2083 87°-82°, 92°-87°	OP6651 pin left OP6652 pin right	RS152 M14 2 pin RS169	SL234 + lead SL216 3 blade SL223 2 pin	
2.8HDi	814043S	02-	USETS6120 M/F	OP6644	RS169	SL223 2 pin SL215 4 pin	TS6120 M/F 2 pin TS6126 blade
PARTNER							
1.9	XUD9A	03-	FS2050 M142 pin FS2051 blue/gr ring FS2092 M22 FS2081 3 pin red ring	OP6651 pin left OP6652 pin right	RS171 clip on RS170 push on	SL219 wht plunger SL220 blk plunger	TS6146
1.9DTi	DW8	03-	USETS6140 M/F	OP6651	RS171 clip on RS170 push on	SL219 short SL233 long	TS6140 M/F
2.0HDi	DW10TD	04-	FS2092	OP6651	RS171 clip on RS170 push on	SL219 short SL233 long	TS6142 M/F
PROTON							
SAVVY							
1.2		07-		OP6635 0.30 bar OP6660 2.50 bar			
RENAULT							
CLIO 1							
1.2	D7F720	98-	FS2028	OP6635	RS158	SL2102 pin plunger SL201 2 pin SL235 4 pin SL202 3 pin	TS6073 3 pin TS6088 2 pin
1.4i 8V	E6J/E7J	99-2001	FS2028	OP6635	RS158	SL201 2 pin SL202 3 pin	TS6088 M12 2 pin TS6101 + wl switch
1.6	L7X	98-2001	FS2084	OP6635	RS158	SL201 2 pin SL202 3 pin	TS6073
2.0 SPORT		99-2001	FS2028	OP6663	RS158	SL201 2 pin SL202 3 pin	TS6088 M12 2 pin TS6101 + wl switch
3.0 V6	LX7	01-04			RS189	SL2102 pin plunger SL201 2 pin SL235 4 pin SL202 3 pin	
CLIO 11							
1.2 16V	D4F4	01-		OP6635 green OP6664 grey	RS158	SL2102 pin plunger SL235 4 pin	TS6101
1.2 16V	D4F4	03-		OP6635 green OP6664 grey	RS158		TS6101
1.4 16V	K4J4	01-	USETS6073 M/F	OP6636	RS158	SL2102 pin plunger SL235 4 pin	TS6073 M/F
1.5DCi	K9K700	03-	USETS6166 M/F	OP6636	RS158	SL210 2 pin plunger SL235 4 pin	TS6166 in therm hsg

APPLICATION	ENGINE	YEAR	FAN	OIL	REVERSE	STOP	TEMP
RENAULT CLIO11							
1.6 16V	K4M4	01-	USE TS6073 M/F	OP6636	RS158	SL210 2 pin plunger SL235 4 pin	TS6073 M/F
2.0 16V	F4R4	01-	USE TS6073 M/F	OP6636	RS158	SL210 2 pin plunger SL235 4 pin	TS6073 M/F
3.0 V6	L7X	05-			RS189	SL210	
ESPACE							
2.0.	E4R-700	99-2003	FS2084 1 pin+w/ light FS2028 2 pin	OP6663		SL201	
2.8i V6	Z7W712	96-2003		OP6663		SL201	TS6088
ESPACE 1V							
2.0 16V	F4R4792	05-	USE TS6073 M/F	OP6659 round OP6665 oval	RS189	SL235	TS6073 M/F
2.2dci	G9T	05-	USE TS6166 M/F	OP6659 round OP6665 oval	RS189	SL235	TS6166 in therm hsg
3.5 V6	V4Y	05-	USE TS6087 M/F	OP6076	RS189	SL235	TS6087 M/F
KANGOO							
1.4	K7J701	01-	FS2084	OP6635	RS158	SL210 2 pin plunger SL235 4 pin	TS6073
1.5DCi	K9K700	04-	USE TS6166 M/F	OP6636		SL210	TS6166 in therm hsg
LAGUNA 1							
1.6	K4M720	98-00	FS2028 2 pin FS2027 3 pin	OP6636	RS158	SL201 2 pin SL202 3 pin SL235 4 pin	TS6073
1.8i	F3P	96-98	FS2028	OP6636	RS158	SL201 2 pin SL202 3 pin SL235 4 pin	TS6073
2.0	N7Q	00-2001	FS2027		RS158	SL201 2 pin SL202 3 pin SL235 4 pin	TS6096 2 pin+lead TS6172 M14 2 pin TS6100 + wl switch
3.0	Z7X760	98-2001	FS2027	OP6663		SL201 2 pin SL202 3 pin SL235 4 pin	TS6088 M12 2 pin TS6172 M14 2 pin
3.0	Z7W6	96-98	FS2027	OP6663		SL201 2 pin SL202 3 pin SL235 4 pin	TS6088 M12 2 pin TS6172 M14 2 pin
LAGUNA 11							
1.8	F4R4	02-2005	USE TS6073 M/F	OP6659	RS158 2 pin RS189 3 pin	SL235	TS6073 M/F
1.9dci	F9Q	03-2005	USE TS6166 M/F	OP6665	RS158 2 pin RS189 3 pin	SL235	TS6166 in therm hsg
2.0.	F4R7	02-2005	USE TS6073 M/F	OP6636 round OP6665 oval		SL235	TS6073 M/F
MEGANE 1							
1.4	K4J	99-2003	USE TS6073 M/F	OP6636	RS158	SL236	TS6073 M/F
1.6	K7M	97-2003	FS2028 2 pin FS2027 3 pin	OP6635	RS158	SL236	TS6088 M12 2 pin TS6101 2 pin
2.0 16V	F7R710	97-99	FS2028 2 pin FS2027 3 pin	OP6634	RS158	SL236	TS6102 3 pin TS6097 2 pin white
2.0	F3R750	97-99	FS2028 2 pin FS2027 3 pin	OP6634	RS158	SL236	TS6097 2 pin white TS6102 3 pin
MEGANE 11							
1.5DCi	K9K	03-	USE TS6166 M/F	OP6659 round OP6665 oval	RS189	SL237	TS6166 in therm hsg
1.6	K4M	03-	USE TS6073 M/F	OP6659 round OP6665 oval	RS189	SL237	TS6073 M/F 3 pin TS6166 in therm hsg
1.9dci	F9Q800	03-	USE TS6166 M/F	OP6659 round OP6665 oval	RS187 open RS188 closed	SL237	TS6166 in therm hsg
2.0	F4R	03-	USE TS6073 M/F	OP6636	RS158	SL236	TS6073 M/F
2.0T	F4R	04-	USE TS6073 M/F	OP6659 round OP6665 oval	RS187 open RS188 closed	SL237	TS6073 M/F
MEGANE SCENIC							
1.6	K7M702	97-99	FS2028 2 pin FS2027 3 pin	OP6635	RS158 2 pin	SL236	TS6088 M12 2 pin TS6101 + wl switch
2.0.	F3R791	97-99	FS2028 2 pin FS2027 3 pin	OP6634 M18 grn OP6636 M14	RS158	SL236	TS6097 2 pin white TS6102 3 pin
MODUS							
1.2 16V	D4F	05-	USE TS6073 M/F	OP6666	RS158		TS6073 M/F
1.4 16V	K4J780	05-	USE TS6166 M/F	OP6659 round OP6665 oval	RS189 RS158 2 pin		TS6166 in therm hsg
1.6 16V	K4J	07-	USE TS6166 M/F	OP6665	RS189 3 pin RS158 2 pin		TS6166 in therm hsg
R5							
R 5		75-85	FS170	OP6070	RS137	SL900SA	TS917SA
R9							
1.4 1.7		83-86	FS160	OP6070	RS137	SL174	TS918SA
R11							
1.4 1.7		85-86	FS160	OP6070	RS137	SL174	TS918SA

APPLICATION	ENGINE	YEAR	FAN	OIL	REVERSE	STOP	TEMP
RENAULT							
SCENIC							
1.4	K4J4	00-2004	FS2028 2 pin FS2027 3 pin	OP6636	RS158	SL236 green SL203 yellow hsg	TS6073
1.6	K4M	00-2004	USE TS6073 M/F	OP6636	RS158	SL236	TS6073 M/F
1.9dci	F9Q	02-2004	USE TS6166 M/F	OP6636	RS158	SL236	TS6166 in therm hsg
2.0	F4R	00-2004	USE TS6073 M/F	OP6636	RS158	SL236	TS6073 M/F
SCENIC 11/GRAND SCENIC							
1.6 16V	K4M	04-	USE TS6166 M/F	OP6665	RS189	SL237	TS6166 in therm hsg
1.9dci	F9Q	04-		OP6665	RS187 open RS188 closed	SL237	
2.0 16V	F4R	04-	USE TS6073 M/F	OP6659 round OP6665 oval	RS187 open RS188 closed	SL237	TS6073 M/F
TRAFIC							
1.9dci	F9Q760/2	05-	USE TS6166 M/F	OP6659 round OP6665 oval	RS158	SL210 2 pin plunger SL235 4 pin	TS6166 in therm hsg
VEL SATIS							
3.5V6	V4Y	04-		OP6076		SL235	TS6121
ROVER							
2.6 & 3.5		78-84		OP6611	RS121	SL176	TS9155A
ROVER (MG GROUP)							
75							
1.8T	K1.8	04-2007		OP6623	RS124		TS6082
2.0TD	204D2	04-2007		OP6623	RS124		TS6082
2.5V6	KV6	03-2007		OP6623	RS124		TS6082
SEAT							
ALTEA							
2.0.	BLR/BLY	07-01.9		OP6647 1 pin OP6648 2 pin	RS161 RS194 brown	SL242 black body SL244	TS6136
2.0TDi	BMM	07-01.9			RS161 RS194 brown	SL242 black body SL244	TS6136
IBIZA							
1.4	BXW	07-	FS2022 2 pin tri. FS2034 3 pin tri.	OP6667	RS161 RS194 brown	SL242 black body SL244	TS6136
1.6.	BAH	06-	FS2022 2 pin tri. FS2034 3 pin tri.	OP6668	RS161 RS194 brown	SL242 black body SL244	TS6136
1.8T	BBU	07-	FS2022 2 pin tri. FS2034 3 pin tri.	OP6632	RS161 RS194 brown	SL242 black body SL244	TS6136
1.9TDi	BPX	06-	FS2022 2 pin tri. FS2034 3 pin tri.	OP6637	RS161 RS194 brown	SL242 black body SL244	TS6136
2.0	BLY	06-	FS2022 2 pin tri. FS2034 3 pin tri.	OP6637	RS161 RS194 brown	SL242 black body SL244	TS6136
2.0TDi	BMM	06-			RS161 RS194 brown	SL242 black body SL244	TS6136
LEON							
2.0TDi	BMM	06-			RS161	SL242 black body SL244	TS6136
2.0FSi	BWA	06-	OP6648		RS161	SL242 black body SL244	TS6136
2.0T	BWA	07-		OP6648	RS161	SL242 black body SL244	TS6136
SMART							
600	M160	98-	FS2085	OP6079			TS6163
700	M16/01	02-	FS2085	OP6079			TS6163
CDi	OM660D	99-	FS2085	OP6079			TS6163
SSANGYONG							
KORANDO							
K230	E23	97-2004		OP6669		SL227	TS6060
K290 5 CYL.	OM662	97-98		OP6669		SL227	TS6060
K290TD 5 CYL.	OM601	97-	FS2086	OP6669		SL227	TS6060
K320	M104-995	97-2004	FS2073	OP6669		SL227	TS6060
K602 5 CYL.	OM602	98-00	FS2073	OP6669		SL227	TS6060
MUSSO							
602 2.95 CYL.	OM601	95-00	FS2086	OP6669		SL227	TS6060
602 2.9TDi 5 CYL.	OM601	97-2006	FS2086	OP6669		SL227	TS6060
E230 4 CYL.	M111.970	97-2004		OP6669		SL227	TS6060
E320 6 CYL.	M104	97-2004	FS2073	OP6669		SL227	TS6060
2.9 5 CYL.	OM601	95-00	FS2073	OP6669		SL227	TS6060
SPORT 2.9	OM601	04-	FS2073	OP6669		SL227	TS6060
SUBARU							
IMPREZA							
2.0	EJ20	98-2002		OP6073		SL183	TS6035
2.0T	EL20T	95-00		OP6073		SL183	TS6035

APPLICATION	ENGINE	YEAR	FAN	OIL	REVERSE	STOP	TEMP
SUBARU							
IMPREZA							
2.0R	EL20.	05-		OP6073		SL183	TS6035
WRX2.0T	EJ20T	00-2005		OP6073		SL183	TS6035
WRX2.5T	EJ25T	05-		OP6073		SL183	TS6035
LEGACY							
2.0.	EJ20	96-99		OP6073		SL183	TS6035
2.0 16V	EJ20	04-		OP6073		SL183	TS6035
2.2	EJ22	93-98		OP6073		SL183	TS6035
2.5 16V	EJ25.	04-2005		OP6073		SL183	TS6035
3.0R 24V	EZ30	04-		OP6073		SL183	TS6035
SUZUKI							
GRAND VITARA							
2.0	J20A	99-2006		OP6075	RS142	SL205	
2.5 6 CYL.	H25A	99-2006		OP6075	RS142	SL205	
2.8 6 CYL.	H27A	01-2006		OP6075	RS142	SL205	
SAMURAI							
1.3	G13A	88-96		OP6075	RS142	SL205	
SJ SERIES							
1.0 SJ4		83-89		OP6075		SL161	TS6042
1.0 SJ410		86-89		OP6075		SL161	TS6042
1.3 SJ413		86-89		OP6075		SL161	TS6042
VITARA							
1.6		95-98	USE TS6069 M/F	OP6075		SL205	TS6069 M/F 2 pin TS6035 blade
TOYOTA							
AURIS							
1.4	4 ZZ FE	07-	USE TS6069 M/F	OP6629	RS128	SL188	TS6069 M/F
1.6	1 ZR FE	07-	USE TS6069 M/F	OP6629	RS159	SL188	TS6069 M/F
1.8	2 ZR FE	07-	USE TS6069 M/F	OP6629	RS159	SL188	TS6069 M/F
2.0D	D4D 1AD-FTV	07-	FS2088	OP6629	RS159	SL188	TS6069 M/F
AVANZA							
1.3	K3 VE	07-	FS2026 blade FS2057 1 pin	OP6078	RS155	SL162	
1.5	K5 VE	07-	FS2026 blade FS2057 1 pin	OP6078	RS155	SL162	
AVENSIS							
2.0	1 AZ-FSE	07-	FS2088	OP6629	RS128		TS6139 white TS6069 grn/grey
2.2	2AD-FTV	07-	USE TS6139 M/F	OP6629	RS128		TS6139 M/F white
2.4	2AZ-FSE	07-	USE TS6069 M/F	OP6629	RS128		TS6069 M/F grn/grey
CAMRY							
2001	3SFE	92-2001	FS103 red long body FS2087 red short body	OP6073	RS126	SL162 blade SL182 4 pin	TS6109
220	5SFE	01-2003	FS2011	OP6629	RS128	SL188 2 pin SL204 4 pin	TS6069 2 pin TS6068 1 pin
220	5SFE	92-2001	FS2011	OP6629	RS128	SL188 2 pin SL204 4 pin	TS6020 M16 blade TS6071 1 pin gr/blck TS6069 2 pin TS6068 1 pin
2.4	2AZFE	03-2007	USE TS6139 M/F	OP6629	RS128	SL204	TS6139 M/F white
300	1MZFE	01-2003	FS2039	OP6629		SL204	TS6069 grn/grey
300	1MZFE	97-00	FS2039 1 pin FS2029 2 pin	OP6629		SL188 2 pin SL204 4 pin	TS6069 2pin grn/grey TS6068 1 pin
300SEi	3VZFE	92-97		OP6073 OP6629 OP6085 gauge	RS128	SL188 2 pin SL204 4 pin	TS6035
CONDOR							
1800	2Y			OP6075	RS126	SL152	TS6020
2.0i	1RZ-E	00-2003		OP6629	RS128	SL152 square body SL154 round body SL188 round body big	TS6020 M16 blade TS6071 1 pin gr/blck
2400i	2RZ-E	03-2004	USE TS6069 M/F	OP6629	RS128	SL152 square body SL154 round body SL188 round body big	TS6020 M16 blade TS6071 1 pin gr/blck
300D	5L	00-2004	USE TS6069 M/F	OP6074	RS128	SL152 square body SL154 round body SL188 round body big	TS6069 M/F 2pin grn TS6071 1 pin gr/blck TS6069 M/F 2pin grn
CONQUEST							
1.3	2AL	84-85	FS2030 1 pin				TS6035
1.3	2E	85-88	FS2087 90°-85° FS108 85°-80°	OP6073	RS128	SL162	TS6035 TS6069 2pin grn/grey
130 12V	2E	93-2007	FS2030 1 pin FS2016 3/8 gas	OP6629	RS128	SL188	TS6035
1.6	4AL	84-88	FS103	OP6073	RS126	SL162 blade SL182 4 pin	TS6020

APPLICATION	ENGINE	YEAR	FAN	OIL	REVERSE STOP	TEMP	
TOYOTA CONQUEST							
1.6	4AF	88-93	FS103		OP6078	RS128	SL162 TS6109 2 pin green TS6069 2pin grn/grey TS6035 1/8 gas
1.6RSi	4AGE	85-88	FS108		OP6074 OP6075	RS128	SL162 TS6020
1.6RSi	4AGE	89-93	FS108		OP6085 gauge	RS128	SL162 TS6020
160i	4AFE	93-00	FS108 red FS2030 1 pin		OP6629	RS128	SL188 TS6069 2pin grn/grey TS6068
180i	7AFE	93-96	FS108 red FS2030 1 pin		OP6629	RS128	SL188 TS6069 2pin grn/grey TS6068
COROLLA							
1.2		78-80			OP6075	RS109	SL152 TS6020
1.3	2AL	84-85	FS2030		OP6075	RS128	SL162 TS6020
1.3	2E	85-93	FS2030				TS6035
1.3	4K	80-85			OP6075	RS109	SL152 TS6020
1.3	2AL	84-85					
140i	4ZZ-FE	02-	USE TS6069 M/F		OP6629	RS128	SL188 TS6069 M/F
1.6	2T	75-80			OP6075	RS109	SL152 TS6021
1.6	2TB	80-83			OP6075	RS109	SL152 TS6021
1.6 AVANTE	4AL	84-88	FS103 red FS2016 3/8 gas		OP6075 OP6078	RS128	SL162 TS6020
1.6 AVANTE	4AGE	85-88	FS103 red FS2016 3/8 gas		OP6075 OP6078	RS128	SL162 TS6020
1.6	4AF	88-93	FS103		OP6073 OP6078	RS128	SL162 TS6020
1.6	4AL	84-88	FS103		OP6078	RS128	SL162 TS6109 2 pin green TS6069 2pin grn/grey TS6035 1/8 gas
1.6	4AF	88-93	FS108		OP6078	RS128	SL162 TS6020
1.6	4AGE	89-93	FS108		OP6075 OP6085 gauge	RS128	SL162 TS6020
1.6	4AFE	93-96	FS108		OP6629	RS128	SL188 TS6069 2pin grn/grey TS6068 1 pin
160i	3ZZ-FE	02-	USE TS6069 M/F		OP6629	RS128	SL188 2 pin SL204 4 pin TS6069 M/F 2pin grn
1.8	3T	82-85			OP6078	RS129	SL152 TS6020
180i	1ZZ-FE	02-	USE TS6069 M/F		OP6629	RS128	SL188 TS6069 M/F
180i	7AFE	93-96	FS2030		OP6629	RS128	SL188 TS6069 2pin grn/grey TS6068 1 pin
180i	7AFE	96-2002	FS2030		OP6629	RS128	SL188 TS6069 2pin grn/grey TS6068 1 pin
2.0D	1CD-FTV	07-	FS2088		OP6629	RS128	SL188 TS6069
COROLLA P VAN							
1.2 1.3 & 1.6 P/Van		83-89			OP6075	RS109	SL152 TS6020
CORONA							
1.7 2.0	2R	71-80			OP9074	RS108	SL157 1/8 PT SL160 3/8x20UNF TS6021
CRESSIDA							
1.8	3T	80-86			OP6078	RS108	SL152 TS6020
1800	2Y	86-89			OP6078	RS108	SL152 TS6020
2.0		77-81			OP6075 OP6086 gauge	RS108	SL152 TS6020
2.0	21R	81-87			OP6073 OP6086 gauge	RS108	SL152 TS6020
2.0 (S/WAGON)	18R	81-86			OP6078	RS126	SL152 TS6020
2.0	3Y	89-92			OP6075	RS142	SL162 TS6020
2.0 6 CYL.	1GE	83-92			OP6075 OP6086 gauge	RS126	SL162 SL182 c/control TS6020
2.4	22R	87-92			OP6073	RS126	SL162 TS6020
2.8	5M-E	84-86			OP6075 OP6086 gauge	RS126	SL162 TS6020
2.8i	5M-GE	86-89			OP6073	RS126	SL162 SL182 c/control TS6020
3.0.	7M-GE	89-92			OP6078	RS142	SL182 TS6020
FORTUNER							
30D D4D	1KD-FTV	06-	USE TS6139/6069 M/F		OP6629	RS128	SL188 2 pin SL204 4 pin TS6069 M/F 2pin grn TS6139 M/F white TS6068 blk/grey
4.0 V6	1GR-FE	06-	USE TS6139 M/F		OP6629	RS128	SL188 2 pin SL204 4 pin TS6139 M/F
HI-ACE							
1.6	12R	78-90			OP6072	RS107	SL152 TS6020
1.8	2Y	83-90			OP6075	RS126	SL152 TS6020
2.0	18R	77-84			OP6075	RS126	SL152 TS6020
2.0	3Y	83-90			OP6075	RS126	SL152 TS6020
2.2	4Y	87-2008			OP6075 blade OP6629 1 pin	RS126	SL152 TS6020

APPLICATION	ENGINE	YEAR	FAN	OIL	REVERSE	STOP	TEMP
TOYOTA							
HI-LUX							
1.6	12R	79-80		OP6074	RS108	SL152	TS6020
1.6	1Y	84-86		OP6078	RS108	SL152	TS6020
1.8	2Y	87-98		OP6075 blade OP6629 1 pin	RS126	SL162	TS6020
2000	18R	80-86		OP6075	RS107	SL162	TS6021
2000	1RZ	98-2004		OP6629	RS128	SL188	TS6071
2.2	4Y	87-94		OP6075	RS126	SL162	TS6020
2.2 DIESEL	2L	80-86		OP6075	RS126	SL162	TS6020
2.4 DIESEL	2L	85-88		OP6074	RS126	SL162	TS6020
2700i	3RZ-FE	98-2005	USE TS6069 M/F	OP6629	RS128	SL188 2 pin SL204 4 pin	TS6069 M/F 2 pin TS6068 1 pin
2800 DIESEL	3L	95-98	USE TS6069 M/F	OP6074	RS128		TS6071 1pin TS6069 M/F 2 pin
3000 DIESEL	5L	98-2005	USE TS6069 M/F	OP6074	RS128		TS6071 1pin TS6069 M/F 2 pin
3.0D-4D	1KD-FTE	05-	USETS6139 /6069 M/F	OP6629	RS128	SL188 2 pin SL204 4 pin	TS6069 M/F grn/wh TS6139 M/F white
300 KZ-TE	1KZ-TE	00-2005		OP6629	RS128	SL188 2 pin SL204 4 pin	TS6068 1 pin TS6069 2 pin
4.0 V6	1GR-FE	05-	USE TS6139 M/F	OP6629	RS128	SL188 2 pin SL204 4 pin	TS6139 M/F
LANDCRUISER DIESEL							
4.0	2H	81-85		OP6075	RS126	SL162	TS6020
4.2	2F	81-85		OP6075	RS126	SL162	TS6020
4.2	1HZ	92-98	USE TS6069 M/F	OP6074	RS159	SL188	TS6069 M/F 2pin TS6071 1pin
4.2	1HD-FTE	98-			RS159		
LANDCRUISER PETROL							
4.0	3F	85-94		OP6078	RS126	SL162 SL188 91on	TS6020
4.2	2F	81-85		OP6075	RS126	SL162	TS6020
4.5	1FZ-FE	98-	USE TS6069 M/F			SL188 2 pin on body SL204 4 pin c/control	TS6069 M/F M12 TS6071 M16 TS6068 1/8 gas
4.7	2UZ-FE	00-	USE TS6069 M/F			SL188	TS6069 M/F 2pin TS6068 1 pin
LANDCRUISER PRADO							
3.0	1KZ-TE	97-	USE TS6069 M/F	OP6629	RS128	SL188 2 pin SL204 4 pin	TS6069 M/F 2 pin TS6035 1/8 gas TS6071 1 pin
3.4	5VZ-FE	97-2002	USE TS6069 M/F	OP6629	RS128	SL188 2 pin SL204 4 pin	TS6069 M/F 2 pin TS6035 1/8 gas
4.0	1GR-FE	03-	USE TS6139 M/F	OP6629	RS128	SL188 2 pin SL204 4 pin	TS6139 M/F
LANDCRUISER 70							
4.2		07-	USE TS6069 M/F	OP6629	RS128		TS6069 M/F 2 pin TS6020 M16 blade TS6071 1 pin
MR2							
1.8	1ZZ-FE	02-	USE TS6069 M/F	OP6629	RS128 RS159 + cable	SL188 2 pin SL204 4 pin	TS6069 M/F
PREVIA							
2.4i	2TZ-FE	95-99	USE TS6069 M/F	OP6073 OP6629		SL162 blade SL182 4 pin	TS6069 M/F 2 pin TS6020 M16 blade TS6071 1 pin
PRIUS							
1.5	1NZ-FXE	05-	USE TS6139 M/F	OP6629		SL188 2 pin SL204 4 pin	TS6139 M/F
QUANTUM							
2.5 D-4D	2KD-FTV	05-	USE TS6139 or 69 M/F	OP6629	RS128	SL188	TS6139 M/F white TS6069 M/F grn 2p TS6071 1 pin
2.7i	2TR-FE	05-	USE TS6069 M/F	OP6629	RS128	SL188	TS6069 M/F 2 pin TS6068 1 pin
RAV4							
1.8	1ZZ-FE	02-2006	USE TS6069 M/F	OP6629	RS128	SL188	TS6069 M/F
2	1AZ-FE	00-	FS2088	OP6629	RS128	SL188 2 pin SL204 4 pin	TS6139 TS6069 2pin grn
2.0	3S-FE	95-00	FS2011	OP6629	RS128	SL188	TS6069 2 pin TS6071 M16 1 pin TS6068 1/8" 1 pin
2.2 D4D	2AD-FTV	97-	USE TS6139 M/F	OP6629	RS128		TS6139 M/F
RUNX							
140i	4ZZ-FE	04-2007	USE TS6069 M/F	OP6629	RS128	SL188	TS6069 M/F
160i	3ZZ-FE	03-2007	USE TS6069 M/F	OP6629	RS128	SL188	TS6069 M/F 2 pin TS6068 1 pin
180i	2ZZ-GE	03-2007	USE TS6069 M/F	OP6629	RS128	SL188	TS6069 M/F
180i	1ZZ-FE	04-	USE TS6069 M/F	OP6629	RS128	SL188	TS6069 M/F

APPLICATION	ENGINE	YEAR	FAN	OIL	REVERSE	STOP	TEMP
TOYOTA							
TAZZ							
130	2E	00-2006	FS2030 1 pin FS2016 3/8 gas	OP6629	RS128	SL162	TS6035
160i	4AFE	00-2003	FS103	OP6078	RS128 2 pin oval RS126 2 pin rnd	SL162	TS6035 1/8 gas TS6069 2 pin TS6020 M16 blade
VENTURE							
1.8	2Y	91-00		OP6078	RS142	SL188	TS6020
2200	4Y	93-00		OP6629	RS142	SL188	TS6020
2.4 DIESEL	2L	95-00		OP6074	RS142	SL188	TS6071
VERSO							
160	3ZZ-FE	05-	USE TS6069 M/F	OP6629	RS128	SL188	TS6069 M/F
180	1ZZ-FE	04-	USE TS6069 M/F	OP6629	RS128	SL188	TS6069 M/F
YARIS							
1.0	1KR-FE	06-	USE TS6139 M/F	OP6629		SL188	TS6139 M/F
1.3	2NZ-FE	07-	USE TS6139 M/F	OP6629		SL188	TS6139 M/F
1.5	1NZ-FE	06-2007	FS2088	OP6629	RS128	SL188	
TRIUMPH							
CHICANE 2000		70-76		OP6409		SL176	TS9155A
VOLKSWAGEN							
BEETLE							
ALL (AIR-COOLED)		66-79		OP6409		SL143 hyd SL159 1/8x27NPTF	
BEETLE NEW							
1.8T	AGU	03-	FS2089 2 pin +w/light FS2031 3 pin FS2034 3 pin tri.	OP6632 blk/grey OP6668 green	RS150 shift cable RS161 M12 2 pin RS194 brown 2 pin	SL193 2 pin SL244 4 pin	TS6089 D/Blue, grn TS6136 P/Fit 2 pin TS6104 2 pin gry/wh TS6098 4 pin green
2.0i	BER	00-	FS2034	OP6632 blk/grey OP6668 green	RS161 M12 2 pin RS194 brown 2 pin	SL244	TS6136 P/Fit 2 pin TS6098 4 pin green TS6175 4 pin black
CADDY							
1.6	BGU	04-	FS2034	OP6632	RS161	SL242	TS6136
1.9TDi	BJB	04-	FS2034	OP6637	RS161	SL242	TS6136
2.0 Sdi	BDJ	04-	FS2034	OP6637	RS161	SL242	TS6136
CADDY GOLF	EW/HN	94-2008	FS151 shroud 2 p FS157 3 pin 2spd	OP6114 blue OP6111 white *OP6080 brown	RS115 blade RS130 2 pin	SL143 hyd SL215 4 pin	TS6062 2 pin black TS6115 2 pin red
CARAVELLE							
T4							
2.5TDi	ACV	00-2004	TS6115 P/Fit red FS2090 4 pin FS2091 3 pin	OP6112 black OP6114 blue *OP6080 brown	RS130 2 pin RS194 brown 2 pin	SL193	TS6078 2 pin d/blue TS6098 4 pin green TS6075 4 pin blk/ye TS6116 4 pin +w ligh TS6175 4 pin black
2.8 V6	AES	00-2002	TS6062 2 pin black FS2090 4 pin FS2091 3 pin		RS130	SL244	TS6078 2 pin d/blue TS6075 4 pin blk/yell TS6098 4 pin green TS6103 (oil) white TS6175 4 pin black
T5							
1.9TDi	AXB	04-		OP6637	RS161 RS194 brown 2 pin	SL244	TS6136
2.0	AXA	05-		OP6638	RS161 M12 2 pin RS194 brown 2 pin	SL244	TS6089 D/Blue, grn TS6136 P/Fit 2 pin
2.5TDi	AXD	04-		OP6638	RS161 RS194 brown 2 pin	SL244	TS6136
3.2 V6	BDL	05-		OP6638	RS161 RS194 brown 2 pin	SL244	TS6136
CITI GOLF							
1.3		83-92	FS150 blade FS151 shroud 2 pin	*OP6080	RS116	SL143 M10 hyd SL159 1/8x27NPTF SL155 clutch pedal	TS6052 M10 button TS6078 2 pin d/blue
1.3 CHICO	GY	95-2002	FS157	*OP6080	RS116	SL143 M10 hyd SL159 1/8x27NPTF SL155 clutch pedal	TS6052 M10 button TS6078 2 pin d/blue
1.3 SHUTTLE	GY	92-95	FS157	*OP6080	RS116	SL143 M10 hyd SL159 1/8x27NPTF SL155 clutch pedal	TS6052 M10 button TS6078 2 pin d/blue
1.3 SONIC	GY	98-99	FS157	*OP6080	RS116	SL143 M10 hyd SL159 1/8x27NPTF SL155 clutch pedal	TS6052 M10 button TS6078 2 pin d/blue
1.4 CHICO	BBV/AGY	02-		*OP6080	RS116	SL143 M10 hyd SL159 1/8x27NPTF	TS6052 M10 button TS6078 2 pin d/blue
1.6	HM	88-95	FS150 blade FS151 shroud 2 pin	*OP6080	RS116	SL143 M10 hyd SL155 clutch pedal	TS6052 M10 button TS6078 2 pin d/blue

*PLEASE NOTE OP6080 HAS A BROWN TOP, CAN ALSO BE OP6111 WHITE, OP6112 BLACK OR OP6113 GREY

APPLICATION VOLKSWAGEN CITI GOLF	ENGINE	YEAR	FAN	OIL	REVERSE	STOP	TEMP
1.6 CHICO	HM	97-2004	FS150 blade FS151shroud 2 pin	*OP6080	RS116	SL143 M10 hyd SL155 clutch pedal	TS6052 M10 button TS6078 2 pin d/blue
1.6 SHUTTLE	HM	95-97	FS150 blade FS151shroud 2 pin	*OP6080	RS116	SL143 M10 hyd SL155 clutch pedal	TS6052 M10 button TS6078 2 pin d/blue
1.6 SONIC	HM	98-99	FS150 blade FS151shroud 2 pin	*OP6080	RS116	SL143 M10 hyd SL155 clutch pedal	TS6052 M10 button TS6078 2 pin d/blue
1.6i	AFX	00-	FS150 blade FS151shroud 2 pin FS157 3 pin 2spd	*OP6080	RS115	SL143 M10 hyd SL155 clutch pedal	TS6052 M10 button TS6078 2 pin d/blue
1.8	DX	88-95	FS150 blade FS151shroud 2 pin FS157 3 pin 2spd	*OP6080	RS115	SL143 M10 hyd SL155 clutch pedal	TS6052 M10 button TS6078 2 pin d/blue
1.8i	GV	95-	FS150 blade FS151shroud 2 pin FS157 3 pin 2spd	*OP6080	RS115	SL143 M10 hyd SL155 clutch pedal	TS6052 M10 button TS6078 2 pin d/blue
EOS	BWA	07-		OP6648	RS161 M12 2 pin RS194 brown 2 pin		TS6136
FOX	GY	87-95	FS157	*OP6080	RS116	SL143 M10 hyd SL159 1/8x27NPTF	TS6053 M10 button TS6078 2 pin d/blue
1.6		87-95	FS157	*OP6080	RS116	SL143 M10 hyd SL159 1/8x27NPTF	TS6053 M10 button TS6078 2 pin d/blue
1.8		90-95	FS157	*OP6080	RS116	SL143 M10 hyd SL159 1/8x27NPTF	TS6053 M10 button TS6078 2 pin d/blue
GOLF		78-81	FS150	*OP6080	RS116	SL143 M10 hyd SL155 plunger	TS6052 M10 button TS6078 2 pin d/blue
1.3		79-83	FS150	*OP6080	RS116	SL143 M10 hyd SL155 plunger	TS6052 M10 button TS6078 2 pin d/blue
1.5		78-84	FS150	*OP6080	RS116	SL143 M10 hyd SL155 plunger	TS6052 M10 button TS6078 2 pin d/blue
1.6		80-85	FS150	*OP6080	RS116	SL143 M10 hyd SL155 plunger	TS6052 M10 button TS6078 2 pin d/blue
1.8		83-96	FS150	*OP6080	RS116	SL143 M10 hyd SL155 plunger	TS6052 M10 button TS6078 2 pin d/blue
GOLF II	GY	84-87	FS151shroud 2p FS157 3 pin 2spd	*OP6080 OP6114	RS116	SL143 M10 hyd SL155 plunger SL159 blade	TS6053 M10 button TS6129 M10 blade
1.6	HM	84-92	FS157	*OP6080 OP6114	RS115 M12 RS116 M18	SL155	TS6053 M10 button TS6130P/fit blk gau. TS6129 M10 blade
1.8	HV	84-92	FS150 blade FS151 shroud 2 pin	OP6114	RS115 M12 RS116 M18	SL155	TS6053 M10 button TS6130P/fit blk gau. TS6120 M12 blade
1.8 16V	KR	86-90	FS150 blade FS157 3 pin 2spd	OP6114	RS115 M12 RS116 M18	SL155 plunger SL143 blade	TS6053 M10 button
2.0	AAL	90-92	FS157	OP6114	RS115	SL143 M10 hyd SL155 plunger	TS6053 M10 button TS6130P/fit blk gau. TS6129 M10 blade
GOLF III	HM	92-96	FS157	OP6114	RS115	SL143 M10 hyd SL159 1/8x27NPTF	TS6053 M10 button TS6130P/fit blk gau. TS6129 M10 blade
1.6 F.I.	HM	96-99	FS157	OP6114	RS115	SL143 M10 hyd SL159 1/8x27NPTF	TS6053 M10 button TS6130P/fit blk gau. TS6129 M10 blade
1.8		92-96	FS157	OP6114	RS115	SL143 M10 hyd SL159 1/8x27NPTF	TS6053 M10 button TS6130P/fit blk gau. TS6129 M10 blade
1.8 F.I.		96-99	FS157	OP6114	RS115	SL143 M10 hyd SL159 1/8x27NPTF	TS6053 M10 button TS6130P/fit blk gau. TS6129 M10 blade
2.0 GTi	2E	92-99	FS2089 2 pin +w/light FS151 shroud 2 p FS2021 brown 2 pin FS157 3 pin 2spd FS2031	OP6111 white OP6114L/blue	RS130	SL193	TS6075 4 pin blk/yell TS6103 (oil) white
2.8 VR6	AAA	93-99	FS2089 2 pin +w/light FS151 shroud 2 p FS2021 brown 2 pin FS157 3 pin 2spd FS2031 3 pin 2 spd black	OP6111 white OP6114L/blue	RS150	SL193	TS6078 2 pin d/blue TS6103 (oil) white TS6105 4 pin brn

APPLICATION	ENGINE	YEAR	FAN	OIL	REVERSE	STOP	TEMP
VOLKSWAGEN GOLF IV							
1.6i	AKL	99-2004	FS2021 2 pin oval FS2022 2 pin tri. FS2031 3 pin FS2034 3 pin tri.	OP6112 blade OP6632 1 pin	RS150 shift cable RS160 M20 2 pin RS161 M12 2 pin	SL193 2 pin SL194 4 pin	TS6089 4 pin d/blue TS6098 4 pin green TS61042 pin wh/gry TS6175 4 pin black
1.8 Gti	AGN	99-2004	FS2021 2 pin oval FS2022 2 pin tri. FS2031 3 pin FS2034 3 pin tri.	OP6112 blade OP6632 1 pin	RS150 shift cable RS160 M20 2 pin RS161 M12 2 pin	SL193 2 pin SL194 4 pin	TS6089 4 pin d/blue TS6098 4 pin green TS61042 pin wh/gry TS6175 4 pin black
1.9TDi	AHF	99-2004	FS2021 2 pin oval FS2022 2 pin tri. FS2031 3 pin FS2034 3 pin tri.	OP6113 black/grey OP6637 brown	RS150 shift cable RS160 M20 2 pin RS161 M12 2 pin	SL193 2 pin SL194 4 pin	TS6089 4 pin d/blue TS6098 4 pin green TS61042 pin wh/gry TS6105 4 pin brn TS6175 4 pin black
2.0	APK	99-2004	FS2021 2 pin oval FS2022 2 pin tri. FS2031 3 pin FS2034 3 pin tri.	OP6632	RS150 shift cable RS160 M20 2 pin	SL193 2 pin SL194 4 pin	TS6089 4 pin d/blue TS6098 4 pin green TS61042 pin wh/gry TS6105 4 pin brn TS6175 4 pin black
GOLF V							
1.6	BLF	04-	FS2034	OP6632	RS161 M12 2 pin RS194 brown 2 pin	SL242	TS6136
1.9TDi	BLS BKC	04-		OP6632	RS161 RS194 brown 2 pin	SL242	TS6136
2.0	BYD	05-		OP6648	RS161 RS194 brown 2 pin	SL242	TS6136
2.0 FSi Turbo	AXX	04-		OP6648 2 pin OP6647 1 pin	RS161 RS194 brown 2 pin	SL242	TS6136
2.0FSi	AXW	04-		OP6647	RS161 RS194 brown 2 pin	SL242	TS6136
2.0TDi	BKD	04-		OP6637	RS161	SL242	TS6136
3.2 V6	BUB	06-		OP6637	RS161	SL242	TS6136
JETTA							
1.3	ET	80-85	FS150	*OP6080	RS116 M18 RS115 M12	SL143 M10 hyd SL159 1/8x27NPTF	TS6053
1.5	JB EM	80-85	FS150	*OP6080	RS116 M18 RS115 M12	SL143 M10 hyd SL159 1/8x27NPTF	TS6053
1.8	DX	83-85	FS150 blade FS151 shroud 2 pin	*OP6080	RS116 M18 RS115 M12	SL143 M10 hyd SL159 1/8x27NPTF	TS6053
JETTA II							
1.6	HM	85-92	FS152 2spd 3 pin FS151 shroud 2 p FS157 2spd 3 pin	OP6114 *OP6080	RS115	SL143 M10 hyd SL159 1/8x27NPTF SL193 plunger	TS6129 M10 blade TS6130 P/fit blk gau. TS6053 M10 button
1.8	EV	85-92	FS152 2spd 3 pin FS151 shroud 2 p FS157 3 pin 2spd	OP6114 *OP6080	RS115	SL143 M10 hyd SL159 1/8x27NPTF SL193 plunger	TS6129 M10 blade TS6130 P/fit blk gau. TS6053 M10 button
1.8 16V	KR	87-92	FS156 intake man. FS151 shroud 2 p FS157 3 pin 2spd	OP6114 *OP6080	RS115	SL155 white body SL193 black body	TS6078 2 pin d/blue TS6079 M10 white TS6080 M14 white TS6053 M10 button TS6130 P/fit blk gau. TS6062 2 pin black TS6115 2 pin red
JETTA III							
1.6	HM	92-96	FS156 p/fit blue FS151 shroud 2 p FS157 3 pin 2spd	OP6114 l/blue OP6111 white OP6112 black	RS115	SL155	TS6130 P/fit blk gau. TS6062 2 pin black TS6115 2 pin red TS6053 M10 button
1.6F.I.	HM	96-99	FS156 intake man. FS151 shroud 2 p FS157 3 pin 2spd	OP6114 l/blue OP6111 white OP6112 black	RS115	SL155	TS6130 P/fit blk gau. TS6062 2 pin black TS6115 2 pin red TS6053 M10 button
1.8	ACH	92-96	FS156 intake man. FS151 shroud 2 p FS157 3 pin 2spd	OP6114 l/blue OP6111 white OP6112 black	RS115	SL155	TS6130 P/fit blk gau. TS6062 2 pin black TS6053 M10 button
1.8F.I.	ACH	96-99	FS156 intake man. FS151 shroud 2 p FS157 3 pin 2spd	OP6114 l/blue OP6111 white OP6112 black	RS115 RS130 2 pin	SL155	TS6130 P/fit blk gau. TS6062 2 pin black TS6053 M10 button
2.0	ZE	92-99	FS156 intake man. FS151 shroud 2 p FS157 3 pin 2spd	OP6114 l/blue OP6111 white OP6112 black	RS115 RS130 2 pin	SL155	TS6130 P/fit blk gau. TS6062 2 pin black TS6053 M10 button
2.8 VR6	AAA	93-99	FS156 intake man. FS151 shroud 2 pin FS157 3 pin 2spd	*OP6080	RS130	SL155	TS6130 P/fit blk gau. TS6062 2 pin black TS6053 M10 button

APPLICATION
VOLKSWAGEN
JETTA IV

	ENGINE	YEAR	FAN	OIL	REVERSE	STOP	TEMP
1.6i	AKL	99-2005	FS2022 2 pin tri. FS2031 3 pin FS2034 3 pin tri.	OP6632	RS161	SL194	TS6098 TS6175 4 pin black
1.9TDi	AHF	99-2005	FS2021 2 pin oval FS2022 2 pin tri. FS2031 3 pin FS2034 3 pin tri.	OP6113 blk/grey OP6637 brown	RS160 M20 2 pin RS161 M12 2 pin RS150 shift cable	SL193 2 pin SL194 4 pin	TS6089 D/Blue,grn TS6098 4 pin green TS6105 4 pin brn TS6104 2 pin wh/gry TS6175 4 pin black
2.0i	APK	99-2005	FS2021 2 pin oval FS2022 2 pin tri. FS2031 3 pin FS2034 3 pin tri.	OP6632	RS160 M20 2 pin RS161 M12 2 pin RS150 shift cable	SL193 2 pin SL194 4 pin	TS6089 D/Blue,grn TS6098 4 pin green TS6104 2 pin wh/gry TS6175 4 pin black
V5 5 CYL.	AGZ	99-2005	FS2021 2 pin oval FS2022 2 pin tri. FS2031 3 pin FS2034 3 pin tri.	OP6632 blk OP6638 grey	RS160 M20 2 pin RS161 M12 2 pin RS150 shift cable	SL193 2 pin SL194 4 pin	TS6089 D/Blue,grn TS6098 4 pin green TS6103 (oil) white TS6104 2 pin wh/gry TS6175 4 pin black

JETTA V

1.6	BLF	06-		OP6668 0,50 bar OP6632 1,40 bar	RS161 M12 2 pin RS194 brown 2 pin	SL242	TS6136
1.9TDi	BLC	06-		OP6637	RS161 M12 2 pin RS194 brown 2 pin	SL242	TS6136
2.0FSi	BLK/BVY	06-		OP6648	RS161 M12 2 pin RS194 brown 2 pin	SL242	TS6136
2.0FSi TURBO	BWA	06-		OP6648	RS161 M12 2 pin RS194 brown 2 pin	SL242	TS6136
2.0TDi	BKD/BLS/BKC	06-		OP6637	RS161 M12 2 pin RS194 brown 2 pin	SL242	TS6136

MICROBUS

1.6 1.7 1.8 & 2.0		68-85		OP6409	RS115	SL143 M10 hyd SL159 1/8x27NPTF	
1.8	AAX	88-2003	FS2031 blk FS156 intake man.	*OP6080 brn OP6111 white	RS115	SL143	TS6075 4 pin blk/yell TS6116 4 pin +w ligh
1.9L		83-89	FS158 3 pin FS156 intake man.	*OP6080	RS115	SL143	TS6065 2 pin blue TS6078 in therm. hsg TS6129 white TS6130 blk gauge
2.0l		75-85		*OP6080	RS115	SL143	TS6053
2.1LFI		85-2003	FS158 3 pin FS156 intake man.	*OP6080	RS115	SL143 M10 hyd SL159 1/8x27NPTF	TS6065 2 pin blue TS6078 in therm. hsg TS6129 white TS6130 blk gauge

PASSAT

1300 & 1500		74-81	FS150	*OP6080	RS116	SL143 M10 hyd SL159 1/8x27NPTF	TS6052
1600		76-85	FS150	*OP6080	RS116	SL143 M10 hyd SL159 1/8x27NPTF	TS6052
1800		84-87	FS150	*OP6080	RS116	SL143 M10 hyd SL159 1/8x27NPTF	TS6053
1900		81-85	FS152	*OP6080	RS116	SL143 M10 hyd SL159 1/8x27NPTF	TS6053
1.8T	AEB	99-2005	FS2023 2 pin FS157 3 pin 2spd FS2032 4 pin	OP6632	RS151	SL195 2 pin SL196 4 pin	TS6089 D/Blue,grn TS6098 4 pin green TS6175 4 pin black
1.9TDi (3B)	AVF	03-2005	FS2032	OP6637	RS152 square 2 pin RS191 oblong 2 pin	SL196	TS6098 4 pin green TS6175 4 pin black
1.9TDi (3C2)	BKC	05-		OP6637	RS161 2 pin RS194 brown 2 pin	SL196	TS6136
	BLS	05-		OP6637	RS161 2 pin RS194 brown 2 pin	SL196	TS6136
2.0 FSi (3C2)	BLR	05-		OP6647 1 pin OP6648 2 pin	RS161 2 pin RS194 brown 2 pin	SL196	TS6136
	BLV	05-		OP6647 1 pin OP6648 2 pin	RS161 2 pin RS194 brown 2 pin	SL196	TS6136
	BVX	05-		OP6647 1 pin OP6648 2 pin	RS161 2 pin RS194 brown 2 pin	SL196	TS6136
2.0 T (3C2)	AXX	05-		OP6647 1 pin OP6648 2 pin	RS161 2 pin RS194 brown 2 pin	SL196	TS6136
2.0 Tdi (3C2)	BKD	05-		OP6637	RS161 2 pin RS194 brown 2 pin	SL196	TS6136
2.0 Tdi (3C2)	BMP	05-		OP6637	RS161 2 pin	SL196	TS6136
2.2		84-87	FS152	*OP6080	RS116 RS194 brown 2 pin	SL155 plunger	TS6053
2.3 V5 (3B)	AZX	02-2005	FS2032	OP6632	RS151	SL196	TS6136 P/Fit 2 pin TS6098 4 pin green TS6103 (oil) white

APPLICATION	ENGINE	YEAR	FAN	OIL	REVERSE	STOP	TEMP
VOLKSWAGEN PASSAT 2.8V6 (3B)	ACK	99-2005	FS2023 2 pin FS157 3 pin 2spd FS2032 4 pin	OP6112 blade OP6632 1 pin	RS151	SL195 2 pin SL196 4 pin	TS6089 D/Blue,grn TS6098 4 pin green TS6175 4 pin black
3.2 V6 (3C2)	AXZ	05-		OP6638	RS161 M12 2 pin RS194 brown 2 pin	SL242	TS6136
POLO 1.4	BBY	02-	FS2022 2 pin tri. FS2034 3 pin tri.	OP6668	RS161 2 pin RS194 brown 2 pin	SL193 2 pin SL194 4 pin	TS6136
1.4 Tdi	AMF	02-	FS2022 2 pin tri. FS2034 3 pin tri.	OP6637	RS161 2 pin RS194 brown 2 pin	SL193 2 pin SL194 4 pin SL2382 pin small	TS6136
1.6	BAH	02-	FS2034	OP6668	RS161 2 pin RS194 brown 2 pin	SL193 2 pin SL194 4 pin	TS6136
1.9TDi	ASZ/BLT	03-05	FS2022 2 pin tri.	OP6637	RS161 2 pin RS194 brown 2 pin	SL193 2 pin SL194 4 pin SL242 4 pin	TS6136
	ATD/AXR	03-05	FS2022 2 pin tri. FS2034 3 pin tri.	OP6637	RS161 2 pin RS194 brown 2 pin	SL193 2 pin SL194 4 pin SL242 4 pin	TS6136
2.0	BBX	05-	FS2034	OP6632 1 pin OP6113 blade OP6624 gauge	RS161 2 pin RS194 brown 2 pin	SL193 2 pin SL194 4 pin SL242 4 pin	TS6136
POLO PLAYA 1.6i 1.8l	AFX/AFV	97-2002	FS2031	OP6114 l/blue OP6111white	RS147 M18 4spd RS130 M12 5spd	SL209	TS6075 4 pin blk/yell TS6078 blue TS6115 red TS6104wh
SHARAN 1.8 T	AJH	00-	TS6115 2 pin red FS2090 4 pin TS6105 4 pin brn FS2031 3 pin	OP6114 l/blue OP6112 black	RS194	SL193 2 pin SL244 4 pin	TS6075 4 pin blk/yell TS6089 D/Blue,grn TS6062 2 pin black TS6103 (oil) white
1.9TDi	AUY	03-2006	FS2031	OP6637	RS161 2 pin RS194 brown 2 pin	SL193 2 pin SL244 4 pin	TS6136 P/Fit 2 pin TS6098 4 pin green TS6062 2 pin black TS6175 4 pin black
2.8 VR6	AYL	00-2006	FS2031	OP6632	RS161 2 pin RS194 brown 2 pin	SL193 2 pin SL244 4 pin	TS6136 P/Fit 2 pin TS6062 2 pin black
TOUAREG 2.5 R5 Tdi	BLK	04-		OP6637		SL242	TS6136
3.2 V6	AZZ	05-		OP6632		SL242	TS6136
4.2 V8	AXQ	04-	FS2034	OP6632		SL242	TS6136
5.0TDi V10	BLE	04-		OP6632		SL242	TS6136
TOURAN 1.6	BSE/BSF	08-	FS2034	OP6632	RS161 2 pin RS194 brown 2 pin	SL242	TS6136
1.9 Tdi	BKC	04-	FS2034	OP6637	RS161 2 pin RS194 brown 2 pin	SL242	TS6136
2.0 Tdi	BMN	05-	FS2034	OP6637	RS161 2 pin RS194 brown 2 pin	SL242	TS6136
2.0FSi	AXW	04-	FS2034	OP6647	RS161 2 pin RS194 brown 2 pin	SL242	TS6136
VOLVO							
850 2.3T 5	B5234T	94-97		OP6655	RS192	SL173	TS6096
2.5	B5254S	94-97		OP6655	RS192	SL173	TS6096
C30 2.0	B420453	07-		OP6640	RS173		TS6111 M12 2 pin TS6178 P/Fit 2 pin
T5	B5257T3/7	07-		OP6655	RS173		TS6178
C70 2.3T 5	B5234T	98-2004		OP6655	RS192		TS6096 M10 2 pin TS6132 M12 2 pin
S40 1.8	B4184	05-		OP6640	RS173		TS6111 M12 2 pin TS6178 P/Fit 2 pin
2.0	B4204S	07-2004		OP6659 1 pin OP6655 1 pin rnd	RS158	SL201	TS6096 2 pin+lead TS6171 M14 2 pin TS6100 + wl switch
2.0D	D4204T	05-	USE TS6142 M/F	OP6651			TS6142 M/F
2.0T4	B4204	98-2004		OP6655 1 pin rnd OP6659 1 pin	RS192	SL201	TS6132 M12 2 pin TS6171 M14 2 pin TS6100 + wl switch
2.4i 5 CYL.	B5244	04-		OP6655			
2.5T5	B5254T3	04-		OP6655			TS6182

APPLICATION	ENGINE	YEAR	FAN	OIL	REVERSE	STOP	TEMP
VOLVO S60 2.0T 4 CYL.	B5204T5	03-	USE TS6069 M/F	OP6655			TS6132 M12 2 pin TS6069M/Fgrn/grey
2.3T5	B5234T	98-2005	USE TS6069 M/F	OP6655			TS6132 M12 2 pin TS6069M/Fgrn/grey
2.4i	B5244	98-2005	USE TS6069 M/F	OP6655			TS6132 M12 2 pin TS6069M/Fgrn/grey
2.4 D5	D52244T2	03-	USE TS6069 M/F	OP6655			TS6069 M/F
2.4T5		98-2003	USE TS6069 M/F	OP6655			TS6069 M/F
2.4T5		05-	USE TS6069 M/F	OP6655			TS6069 M/F
3.0 T6	B6294T	03-		OP6655			TS6096
440,460/480 Fully imported models	B16/18/20		USE TS6137 M/F				TS6137 M/F L.Blue

N.B. THERE ARE NOW SO MANY VARIATION OF SWITCHES FITTED TO THE SAME ENGINE, PLEASE CHECK THE PINS, THREAD AND COLOUR OF THE ORIGINAL SWITCH BEFORE REPLACING.

WHILST EVERY CARE HAS BEEN TAKEN IN THE COMPILATION OF THIS CATALOGUE, CONTROL INSTRUMENTS AUTOMOTIVE (PTY) LIMITED, CANNOT BE HELD LIABLE FOR ANY INACCURACIES, ERRORS OROMISSIONS.

RED TOP



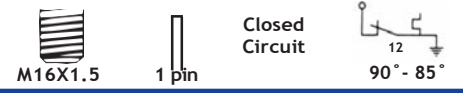
FS101
FORD, MAZDA



FS102
MITSUBISHI TREDIA



FS103
TOYOTA
(used with FS2016)



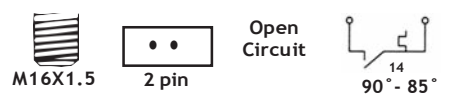
FS104
NISSAN LANGLEY, PULSAR 1.4
1.5 to '84



FS105
FORD, MAZDA



FS106
NISSAN LANGLEY, PULSAR 1.3



FS107
NISSAN LANGLEY, PULSAR 1.5
85 on



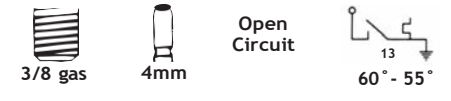
RED TOP



FS108
TOYOTA COROLLA, CONQUEST



FS109
ISUZU, NISSAN



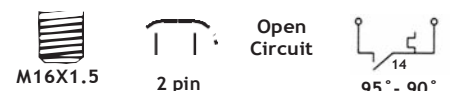
FS110
DAIHATSU CHARADE



FS111
HONDA BALLADE early
130/150

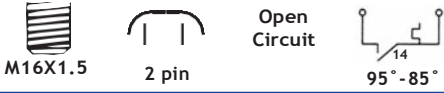


FS112
NISSAN SENTRA 1.3/1.6
to '93





FS113
NISSAN SENTRA 1.8i to '92




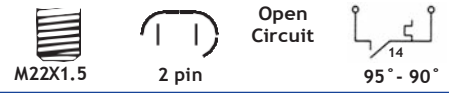
FS150
AUDI,FIAT,VW



GREY SHROUD



FS151
VW



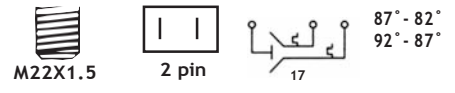
FS152
AUDI,VW
(Double Fan)



FS153
ALFA,FIAT,IVECO



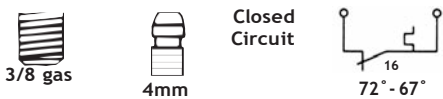
FS154
FIAT UNO TURBO 1.4
(Double Fan)



REPLACES OE D/BLUE



FS155
FORD,KIA,MAZDA



FS156
VW,JETTA,MICROBUS
(thermo switch for intake manifold)



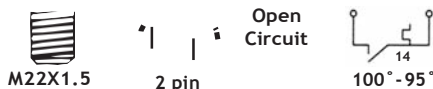
FS157
AUDI,VW
(Double Fan)



FS158
VW MICROBUS 1.9/2.1
(Double Fan)



FS159
OPEL ASTRA 140,160
(No Aircon)



FS160
RENAULT R9,R11





FS170
PEUGEOT,RENAULT



FS180
FORD,LAND ROVER



FS190
OPEL



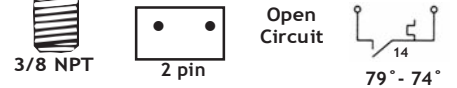
FS195
NISSAN SENTRA 140,160
GA14/16DS



FS200
OPEL,LANDROVER



FS2001
FORD KENT/CVH ENG.

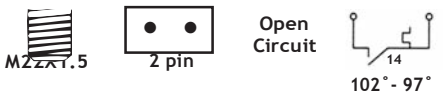


REPLACES OE WHITE

REPLACES OE GREY



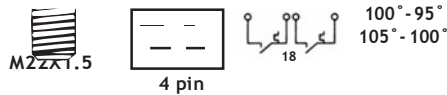
FS2002
FORD,MAZDA




REPLACES PART WITH
GREEN RING




FS2003
FORD ESCORT 1.8 ZETEC,
SIERRA 3.0 (Double Fan)



REPLACES OE RED



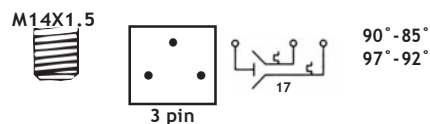
FS2004
BMW
(Used in conjunction with FS2005)



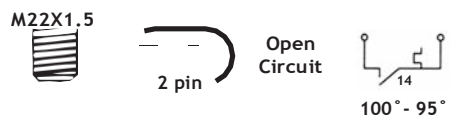
FS2005
BMW
(Used in conjunction with FS2004)



FS2006
BMW
(Double Fan)



FS2007
OPEL



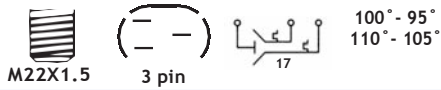
REPLACES OE GREY



**FS2008
OPEL**



**FS2009
OPEL KADETT 200i
(Double Fan)**



**FS2010
FORD, MAZDA**



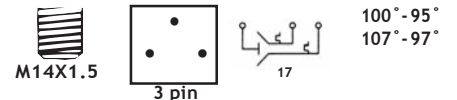
**FS2011
TOYOTA CAMRY, RAV4
3S/5SFE ENGS.**



**FS2012
NISSAN SENTRA 160, 200
GA16DE, SR20 ENGS.**



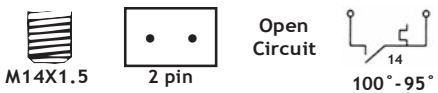
**FS2013
MERCEDES
(Double Fan)**



REPLACES OE RED



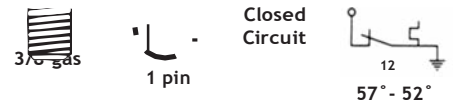
**FS2014
MERCEDES 190E, 200D**



**FS2015
HONDA BALLADE 150i, 160i, CRX**



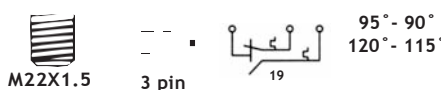
**FS2016
TOYOTA 2E, 4AL, 4AGE ENGS.
(Used with FS103 or FS2030)**



**FS2017
OPEL CORSA + AIRCON, ALL
(Double Fan)**



**FS2018
OPEL ASTRA + AIRCON
(Double Fan)**



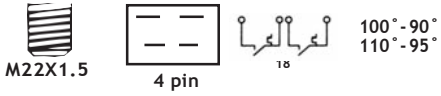
**FS2019
HYUNDAI ACCENT 1300, 1500**



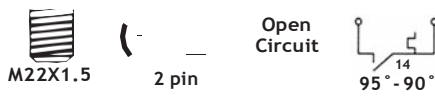
REPLACES OE BROWN



FS2020
FORD ESCORT 1.6,1.8 +A/CON
BANTAM 1.6 (Double Fan)



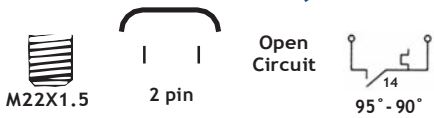
FS2021
AUDI A3,VW GOLF/JETTA 4




FS2022
AUDI A3,VW GOLF/JETTA 4




FS2023
AUDI A4 1.8,1.8T,2.6,2.8i
VW PASSAT 1.8T,2.8



FS2024
BMW 316i,318i E36
523i,528i E39



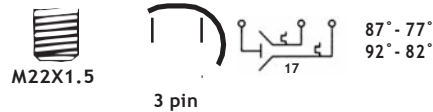
FS2025
DAIHATSU COURE 0.8



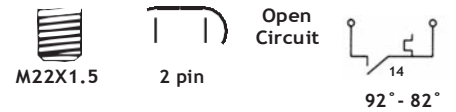
FS2026
DAIHATSU COURE 0.8
SIRION 1.0/1.3,YRV



FS2027
RENAULT + AIRCON
(Double Fan)



FS2028
RENAULT - AIRCON



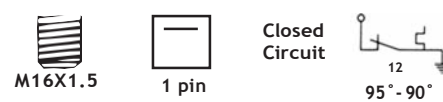
REPLACES OE BLACK



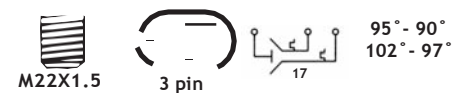
FS2029
TOYOTA CAMRY 300SEI
1MZFE ENG. (Temp. detect)



FS2030
TOYOTA COROLLA 2E,4AGE
4AFE,7AFE ENGS.



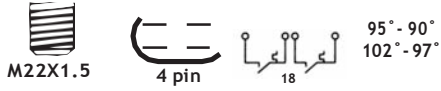
FS2031
AUDI A3,VW GOLF/JETTA 4
POLO,KOMBIS (Double Fan)





FS2032

**AUDI A6 2.4 V6 30V
2.8 V6 30V (Double Fan)**



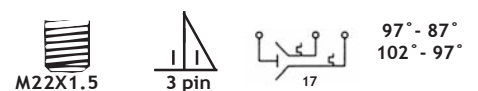
FS2033

**BMW 316i,318i,323i E36
328i,523i,528i (Double Fan)**



FS2034

**AUDI A3 1.8, VW GOLF/JETTA 4
ALL (Double Fan)**

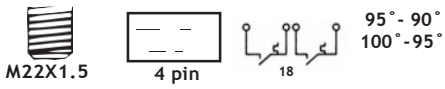


REPLACES OE RED



FS2035

**FORDESCORT 1.8, 1.8 DSL.
(Double Fan)**



FS2036

HONDA BALLADE 160i, 180i




**FS2037
HONDA**

(In thermostat housing)



REPLACES OE GREEN



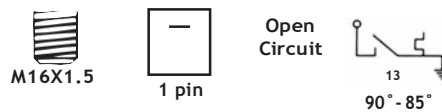
FS2038

**LAND ROVER DEFENDER
DISCOVERY, MERC VITO**



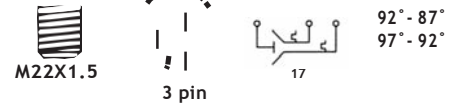
FS2039

**TOYOTA CAMRY 300 SEi 1MZFE
(Temp. detect switch no.2)**



FS2040

**ALFA, FIAT PALIO, SIENA, STRADA
UNO + A/CON (Double Fan)**



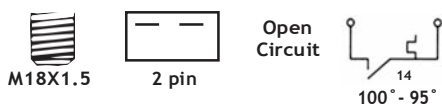
FS2041

**MITSUBISHI COLT 2.0/2.4
PAJERO 2.8TD/3.5, SPACEGEAR**



FS2042

CHANA, SUZUKI



FS2043

**ALFA 155, 164
(Water Temp. + warning light)**





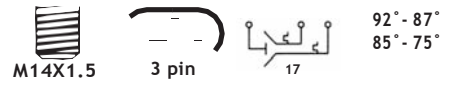
FS2044
ALFA 155,164
(Double Fan)




FS2045
BMW 3 SERIES
(Double Fan)




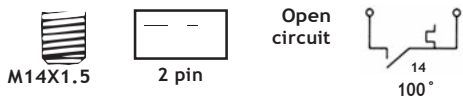
FS2046
BMW 3 SERIES
(Double Fan)




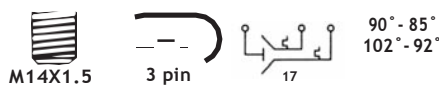
REPLACES OE PART WITH YELLOW RING



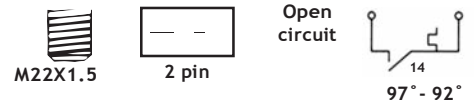
FS2047
BMW 325TDS
(Water Temp. warning light)



FS2048
BMW 5,7 SERIES
(Double Fan)




FS2049
CITROEN,PEUGEOT

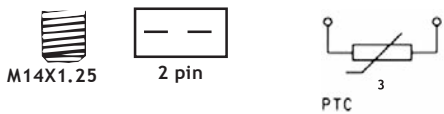


REPLACES OE BLUE PART WITH GREY RING

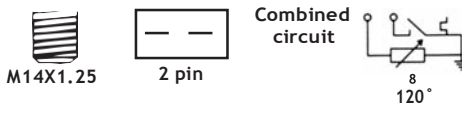
REPLACES OE DARK BLUE PART WITH DARK BLUE RING



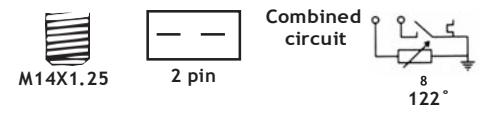
FS2050
PEUGEOT
(Water temp sender)




FS2051
CITROEN,PEUGEOT
(Water Temp. + warning light)




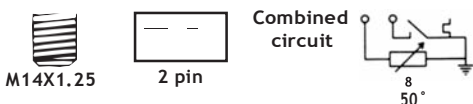
FS2052
CITROEN BERLINGO 1.9D
(Water Temp. + warning light)




REPLACES OE GREEN PART WITH BLACK RING



FS2053
CITROEN BERLINGO 1.9D
(Water Temp. + warning light)




FS2054
DAIHATSU CHARADE 1000




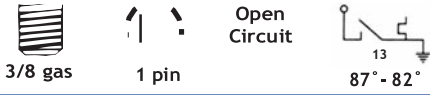
FS2055
DAIHATSU COUPEN,SIRION







NEW

FS2056
DAIHATSU COUPEN, SIRION



NEW

FS2057
DAIHATSU SIRION, YRV



NEW

FS2058
FIAT PALIO, SIENA 1.2
(Water temp sender)



NEW

FIAT PA
(Water



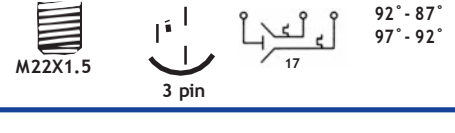
NEW

DA 1.7D
light)



NEW

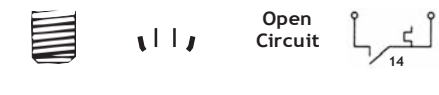
FS2061
FIAT, PEUGEOT
(Double Fan)



FS2063
HYUNDAI ELANTRA, SONATA



FS2064
HYUNDAI ELANTRA, SONATA
TIBURON



NEW

FS2065
ISUZU KB24, 250 DSL.
KB260, 300



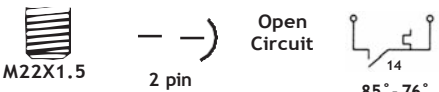
NEW

FS2066
ISUZU KB23, 2280TD



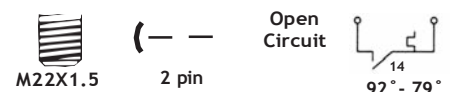
NEW

FS2067
IVECO DAILY



NEW

FS2068
IVECO DAILY



NEW



FS2069
MAZDA ASTINA,ETUDE



NEW




FS2070
MAZDA ASTINA,ETUDE

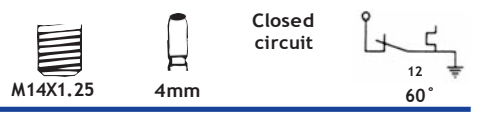


REPLACES OE YELLOW PART


NEW



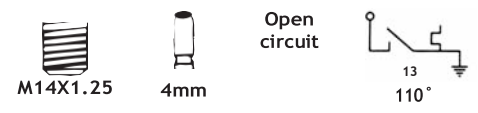
FS2071
MERCEDES 190E W201
(Water Temp. warning light)




NEW



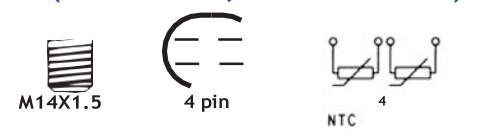
FS2072
MERCEDES 190E W201
(Water Temp. warning light)



NEW




FS2073
MERCEDES
(W/T sender, multi/function)

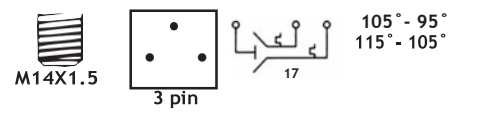


REPLACES OE GREEN PART

NEW



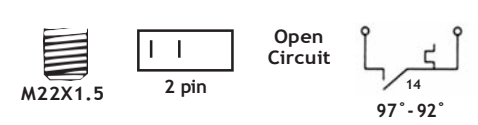
FS2074
MERCEDES 300SEL,TE
(Double Fan)



NEW



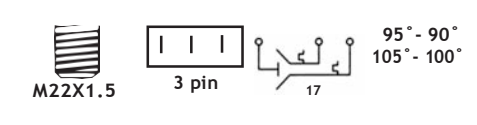
FS2075
MERCEDES VITO 112CDi




NEW



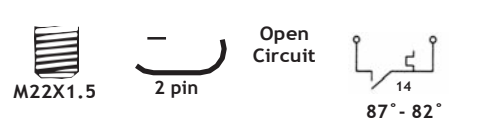
FS2076
MERCEDES VITO 112CDi
(Double Fan)




NEW



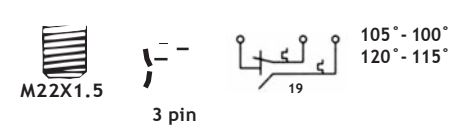
FS2077
OPEL ASTRA



NEW



FS2078
OPEL ASTRA
(Double Fan)

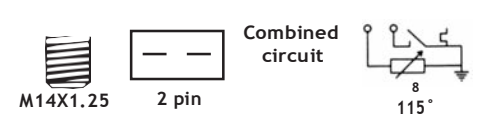


REPLACES OE PART WITH GREY RING

NEW



FS2079
MERCEDES,PEUGEOT
(Water Temp. + warning light)

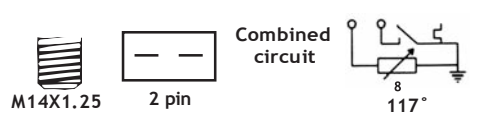


REPLACES OE BLUE PART WITH VIOLET RING


NEW



FS2080
PEUGEOT 306 1.6
(Water Temp. + warning light)

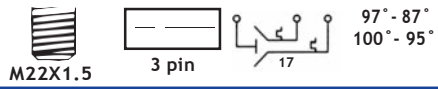


REPLACES OE PART WITH RED RING




NEW

FS2081
PEUGEOT 306 2.0, PARTNER 1.9
(Double Fan)



REPLACES OE PART WITH VIOLET RING




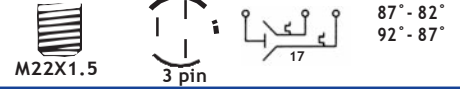
NEW

FS2082
PEUGEOT 605 3.0
(Water Temp. + warning light)




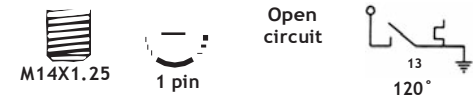
NEW

FS2083
FIAT, PEUGEOT BOXER 2.2/2.5
(Double Fan)




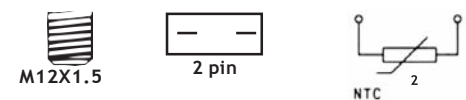
NEW

FS2084
RENAULT CLIO, ESPACE, KANGOO
(Water Temp. warning light)




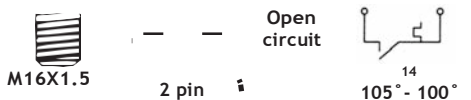
NEW

FS2085
SEAT SMART
(Water temp sender)




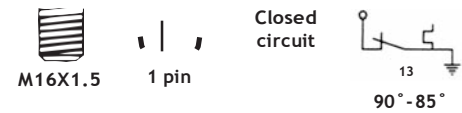
NEW

FS2086
SSANGYONG MUSSO 602
(Water temp sender)




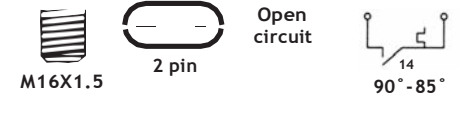
NEW

FS2087
TOYOTA CAMRY, COROLLA




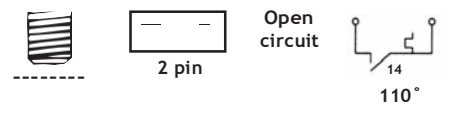
NEW

FS2088
TOYOTA AURIS, AVENSIS
COROLLA, RAV, YARIS



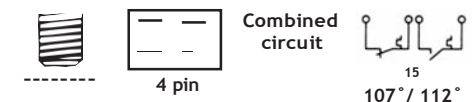
NEW

FS2089
VW BEETLE, GOLF III
(W/T warning light, multi function)



NEW

FS2090
VW CARAVELLE, SHARAN
(Water Temp. warning light)

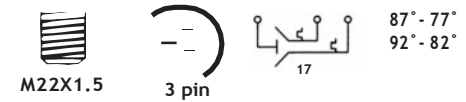


REPLACES OE GRAY PART



NEW

FS2091
VW CARAVELLE
(Double Fan)

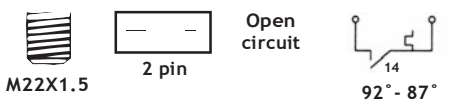



REPLACES OE PART WITH GREEN RING



NEW

FS2092
CITROEN BERLINGO, PARTNER





FS2093
HONDA ACCORD 2.0
(Double Fan)



2 pin

Open
circuit



92° - 87°



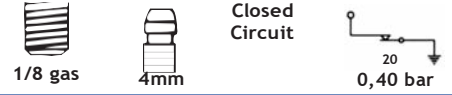
OP6070
ALFA, CHEV, FIAT, IVECO
OPEL, RENAULT



OP6071
PEUGEOT



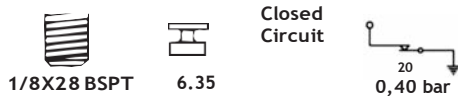
OP6072
ISUZU, NISSAN, TOYOTA




OP6073
FORD, KIA, MAZDA, TOYOTA



OP6074
CHEV, FORD, ISUZU, MAZDA
TOYOTA



OP6075
COLT, DAEWOO, FORD, MAZDA
MITSUBISHI, SUZUKI, TOYOTA



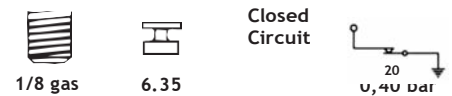
OP6076
FORD, NISSAN, RENAULT



OP6077
FORD, MAZDA, SUZUKI



OP6078
DAIHATSU, FORD, ISUZU
MAZDA, TOYOTA



REPLACES OE BROWN/BLUE PART

REPLACES OE BROWN PART



OP6079
BMW, MERCEDES, SEAT



OP6080
ALFA, AUDI, INYATHI,
VW



OP6081
NISSAN 2.8





OP6082
NISSAN RB20,RB30 ENGINES



RANGE
0÷8 Bar
0-116Psi

LIGHT
0,60 Bar
8,70Psi



OP6083
OPEL



RANGE
0÷8 Bar
0-116Psi

LIGHT
0,60 Bar
8,70Psi



OP6084
NISSAN 160,180U



RANGE
0÷8 Bar
0-116Psi

LIGHT
0,60 Bar
8,70Psi



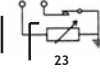
OP6085
TOYOTA 4AF,4A-GE,CAMRY
LAND CRUISER late mdl



OP6086
TOYOTA CRESSIDA
LAND CRUISER early



OP6088
OPEL



RANGE
0÷5 Bar
0-72.5Psi

LIGHT
0,60 Bar
8,70Psi



OP6091
FORD LDV 6 CYL.
100lbs pressure



OP6095
JAGUAR
100lbs pressure



OP6111
AUDI,VW



Open
Circuit



1,80 bar

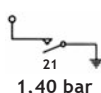
REPLACES OE BLACK PART



OP6112
AUDI,VW



Open
Circuit



1,40 bar

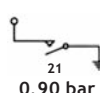
REPLACES OE BLACK OR GREY PART



OP6113
AUDI,VW



Open
Circuit



0,90 bar

REPLACES OE LIGHT BLUE PART




OP6114
AUDI,VW



Closed
Circuit



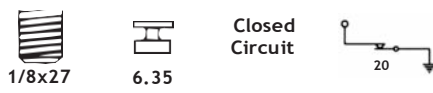
0,30 bar



OP6281
CHEV, FORD, MAZDA, OPEL




OP6282
CHRYSLER early
3-8lbs pressure



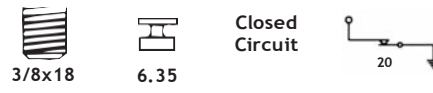
OP6409
ALFA, LEYLAND, TRIUMPH, VW



OP6415
FORD CORTINA, JAGUAR



OP6451
CHRYSLER, LAND ROVER
3-8.3lbs pressure



OP6611
LAND ROVER, LEYLAND, ROVER



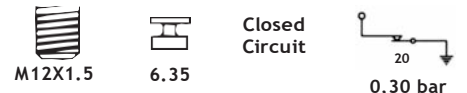
OP6619
CHEV
2-7lbs pressure



OP6620
LAND ROVER V8



OP6621
BMW 316, 318 E30
OPEL TIGA



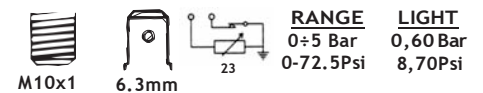
OP6622
CHEV, DAEWOO
ISUZU 2.0, 2.2, OPEL



OP6623
BMW, LAND ROVER, MG
ROVER


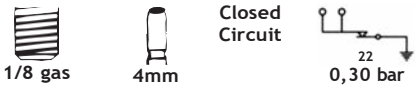


OP6624
AUDI 100, 500
A4 2.6/2.8i, VW





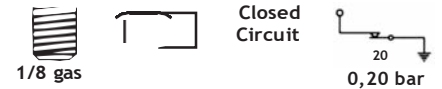
OP6625
ISUZU WFR 2.0 4ZC1



OP6626
HONDA



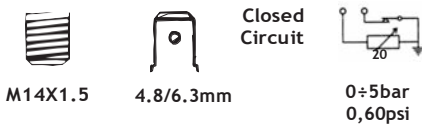
OP6629
TOYOTA CAMRY, COROLLA
HI ACE, PREVIA, RAV, VENTURE



REPLACES OE BLACK PART



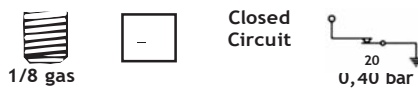
OP6630
MERCEDES SPEEDLINER
while stocks last



REPLACES OE RED PART



OP6631
HYUNDAI SONATA 2.5 VIVANTE



REPLACES OE GREEN PART



OP6632
AUDI A3/4/6
VW GOLF, JETTA 4 2.3V5



REPLACES OE GREEN PART



OP6633
AUDI A6 2.6, 2.8




REPLACES OE GREEN PART



OP6634
RENAULT MEGANE 2.0



REPLACES OE BROWN PART



OP6635
PROTON, RENAULT



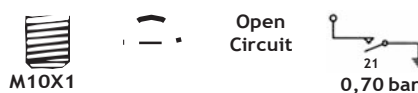
REPLACES OE GRAY PART



OP6636
NISSAN, OPEL, RENAULT



OP6637
SEAT, VW GOLF, JETTA



OP6638
AUDI, VW





**OP6639
MERCEDES**



**OP6640
FORD FIESTA, FOCUS
VOLVO**



**OP6641
LAND ROVER DEFENDER/DISCO
2.5**




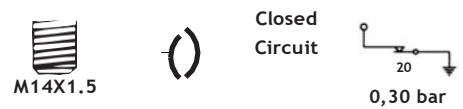
**OP6642
LAND ROVER DEFENDER/DISCO
TD5**




**OP6643
FORD ROCAM/ZETEC**




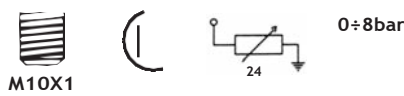
**OP6644
ALFA, FIAT, OPEL
PEUGEOT**





**OP6645
ALFA 164**



**OP6646
ALFA 164**



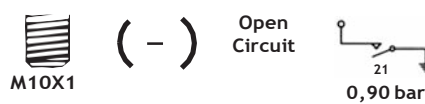
**OP6647
AUDI, SEAT, VW**



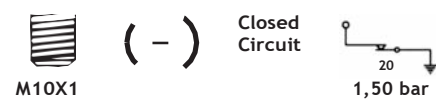
**OP6648
AUDI, SEAT, VW**



**OP6649
AUDI V6**




**OP6650
MERCEDES B CLASS
B200T**

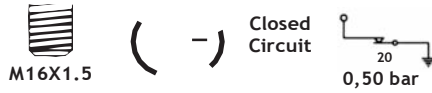




OP6651
CITROEN, PEUGEOT, VOLVO



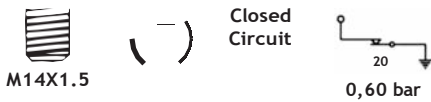
OP6652
CITROEN, PEUGEOT,



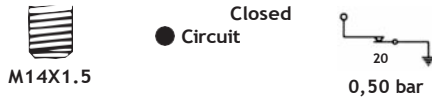
OP6653
DAEWOO MATIZ



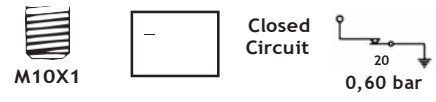
OP6654
FIAT DUCATO 2.3



OP6655
FORD FOCUS 2.5
VOLVO



OP6656
LAND ROVER DISCO
2.5 TD5





OP6657
LAND ROVER DISCO,
RANGEROVER 3.5/3.9/4.6




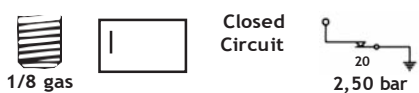
OP6658
MITSUBISHI LANCER
OUTLANDER, PAJERO




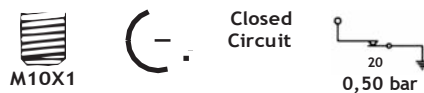
OP6659
NISSAN, OPEL
RENAULT, VOLVO



OP6660
NISSAN, PROTON



OP6661
OPEL



OP6662
PEUGEOT 306 1.6




REPLACES OE GREY PART

NEW

NEW

NEW



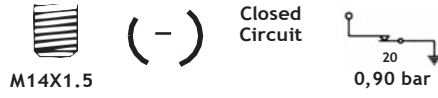
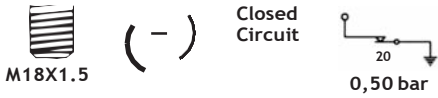
OP6663
RENAULT



OP6664
RENAULT CLIO 1.2



OP6665
NISSAN,RENAULT



REPLACES OE GREEN PART

NEW

NEW


NEW



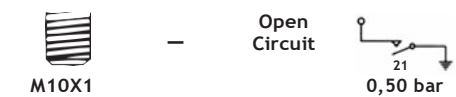
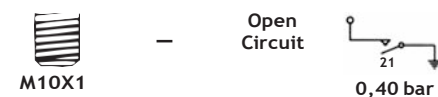
OP6666
RENAULT MODUS 1.2



OP6667
SEAT IBIZA 1.4



OP6668
SEAT,VW




REPLACES OE GREEN PART

NEW

NEW

NEW



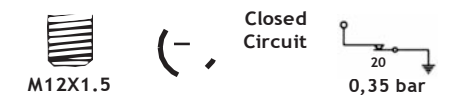

OP6669
SSANGYONG,



OP6670
JEEP

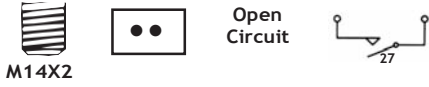


OP6671
MERCEDES A/B CLASS







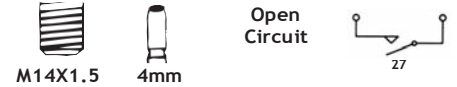
RS102
ALFA,FIAT



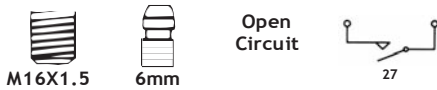
RS103
NISSAN




RS104
NISSAN



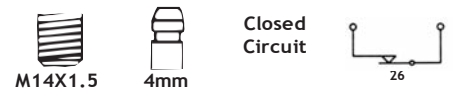
RS105
FIAT



RS106
FORD,MAZDA



RS107
TOYOTA 12R,15R,5K



RS108
TOYOTA CORONA,CRESSIDA
HILUX 1600



RS109
TOYOTA COROLLA 1.2/1.3/1.6
early




RS110
NISSAN 1 TONNER
1600,1800



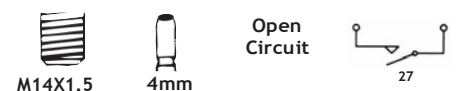
RS111
NISSAN



RS112
NISSAN SKYLINE 2.0,3.0

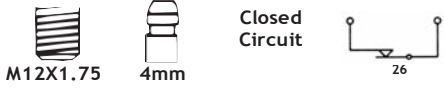


RS113
FORD COURIER,
MAZDA B SERIES





RS114
MAZDA 323 1.3,1.4,1.5
4 speed early



RS115
VW
5 speed



RS116
AUDI,VW




RS117
ALFA




RS118
PEUGEOT 404,504




RS119
BMW, OPEL REKORD
aluminium



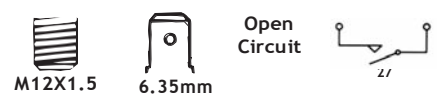
RS120
ISUZU



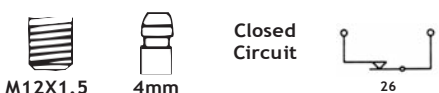
RS121
LEYLAND, MINI, ROVER



RS122
OPEL



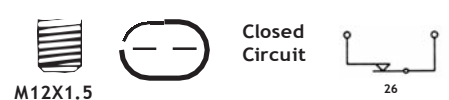
RS123
OPEL COMMODORE 2.8,3.0



RS124
CHEV, DAEWOO,
OPEL, ROVER



RS125
OPEL REKORD
SENATOR

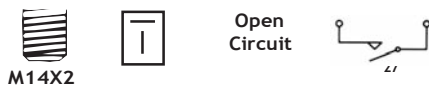





RS126
TOYOTA




RS127
COLT,FORD,MAZDA



RS128
INYATHI,TOYOTA



RS129
TOYOTA COROLLA 3T
5 speed




RS130
VW GOLF/JETTA 3
POLO/PLAYA 5 speed manual




RS131
FORD,MAZDA



RS133
FIAT UNO FIRE,MIA 1100



RS134
MAZDA 323 1.6
MITSUBISHI PAJERO 2.5TD,2.6



RS135
COLT,FORD,MITSUBISHI



RS136
NISSAN



RS137
RENAULT R5,R9,R11



RS138
HONDA to '93





RS139
FORD CORTINA, GRANADA V6



5mm



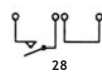
RS140
MAZDA ASTINA, ETUDE




M14X2



Comb. Circuit



28



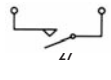
RS141
BMW, MINI COOPER
replaces RS153



M12X1.5



Open Circuit



L1



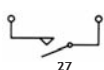
RS142
TOYOTA CRESSIDA VENTURE



M18X1.5



Open Circuit



27



RS143
MERCEDES SPEEDLINER

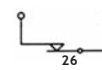


M27X1
M12X1



4mm

Closed Circuit



26



RS144
HYUNDAI ACCENT, ELANTRA SONATA, OPEL



M14X1.5



Closed Circuit



20



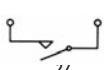
RS145
FORD ESCORT 1.6i ZETEC




M16X1.5



Open Circuit



L1



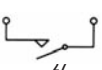
RS146
NISSAN HARDBODY, PATROL



M14X1.5



Open Circuit



L1



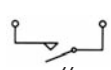
RS147
VW POLO/PLAYA 1.4i, 1.8i



M18X1.5



Open Circuit



L1



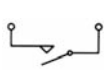
RS148
FORD, MAZDA SOHO




M16X1.5



Open Circuit



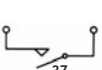
27



RS149
MERCEDES



Open Circuit



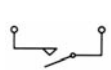
27



RS150
AUDI A3, VW GOLF/JETTA 4
(for vehicles with shift cable)



Open Circuit



L1




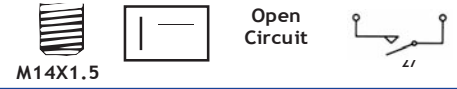
RS151
AUDI A4 1.8,A6 2.8 V6 24V



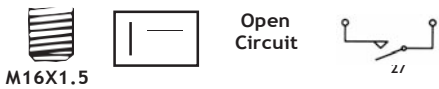
RS152
AUDI A6 2.6/2.8
A8 3.7/4.2



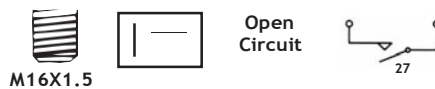
RS154
DAIHATSU COURE,
SIRION




RS155
DAIHATSU COUPEN,
COURE,SIRION,YRV



RS156
DAIHATSU CHARADE,



RS157
MERCEDES 200,230,260
280,E220



RS158
NISSAN,OPEL,RENAULT



RS159
TOYOTA LANDCRUISER
1HDFTE ENG, 1HZ ENG.



RS160
AUDI A3,VW GOLF/JETTA 4
(with selector rods up to 1JX 060 000)



RS161
AUDI A3,SEAT
VW GOLF/JETTA 4



RS162
FIAT,L/ROVER DEFENDER,DISCO
FREELANDER,ROVER



RS163
HONDA






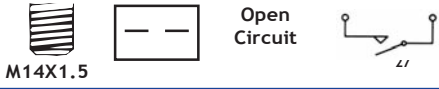
RS164
HONDA
(long lead)




RS165
IVECO TURBO DAILY




RS166
FIAT




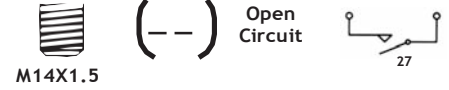
RS167
ALFA V6,FIAT STILO




RS169
CITROEN,FIAT,PEUGEOT




RS170
CITROEN,PEUGEOT



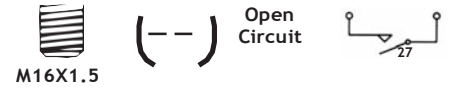
RS171
CITROEN,PEUGEOT




RS172
FIAT, OPEL



RS173
FORD FOCUS,MONDEO
VOLVO



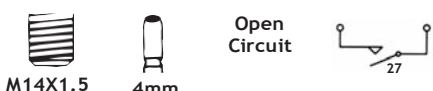
RS174
FORD COURIER,RANGER
MAZDA B SERIES



RS175
HONDA ACCORD,PRELUDE



RS176
HONDA CIVIC,
CRV,HRV




NEW



**RS177
HONDA CRV,FRV**



NEW



**RS178
HYUNDAI ATOS**



NEW



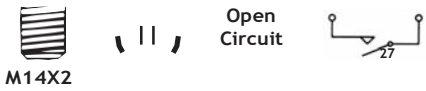
**RS179
KIA**




NEW



**RS180
KIA**




NEW



**RS181
LAND ROVER DEFENDER
DISCOVERY**



NEW



**RS182
LAND ROVER DEFENDER
DISCOVERY**




NEW



**RS183
MERCEDES**




NEW



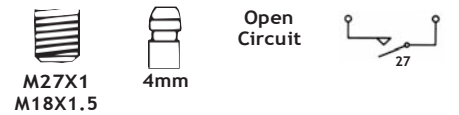
**RS184
MERCEDES A CLASS**




NEW



**RS185
MERCEDES SPRINTER**



NEW



**RS186
MITSUBISHI PAJERO**



NEW



**RS187
NISSAN,RENAULT**



NEW



**RS188
NISSAN,RENAULT**




NEW



RS189
NISSAN MICRA, QASHQAI
TIIDA, OPEL, RENAULT



NEW



RS190
NISSAN PRIMERA



NEW



RS191
AUDI A4/A6
VW PASSAT 1.9TDi

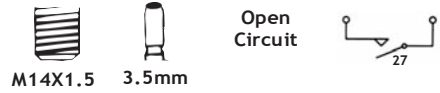


REPLACES OE BROWN PART


NEW



RS192
VOLVO




NEW



RS194
AUDI, SEAT, VW





SL128
CHEV early
(while stocks last)



4mm




SL142
GERMAN VEHICLES to '64
Hydraulic



M14X1.5



7mm



SL143
ALFA,VW
Hydraulic

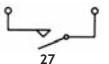


M10X1



6.3mm

Open
Circuit



5 bar



SL144
BRITISH VEHICLES early
Hydraulic

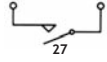


1/8X27NPTF




7mm

Open
Circuit



5 bar



SL147
FORD
Hydraulic

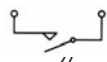


1/8X27NPTF



6.3mm

Open
Circuit



27



SL149
DAIHATSU,HONDA,NISSAN



M10X1.25



4mm

Closed
Circuit



20




SL152
CHANA, HYUNDAI
INYATHI, TOYOTA



M10X1.25



Closed
Circuit



26



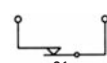
SL154
COLT,DAIHATSU



M10X1.25



Closed
Circuit



26



SL155
VW
(also clutch pedal type)




M10X1.25



Closed
Circuit



26



SL157
TOYOTA CORONA 2R
HI ACE 1600 early



1/8PT




4mm



SL159
AUDI,VW early



1/8X27NPTF



SL160
MAZDA LUCE,
TOYOTA CORONA




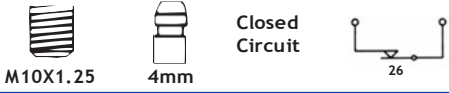
3/8X20UNF



4mm




SL161
COLT, FORD, MAZDA,
MITSUBISHI, SUZUKI




SL162
DAIHATSU, FORD, KIA
MAZDA, MITSUBISHI, TOYOTA




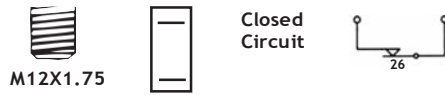
SL166
NISSAN



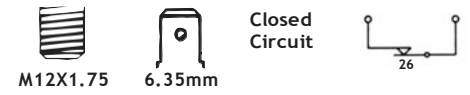
SL169
FORD LDV 6 cyl.



SL170
FORD, MAZDA




SL171
ALFA, FIAT, IVECO



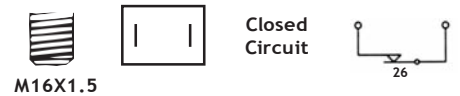
SL172
CHEV, OPEL




SL173
BMW, VOLVO



SL174
RENAULT R9, 11



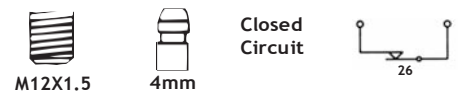
SL175
AUDI 80, 100



SL176
LAND ROVER, LEYLAND
ROVER, TRIUMPH



SL177
CHEV
while stocks last

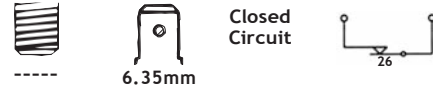





**SL178
ISUZU**



**SL179
FORD**



**SL180
ALFASUD,ALFA 33**



**SL181
CHEV,DAEWOO
LAND ROVER,OPEL**



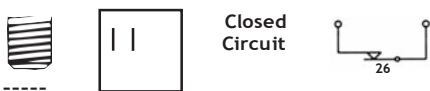
**SL182
TOYOTA
used for cruise control**




**SL183
ISUZU,NISSAN**




**SL185
FIAT UNO ALL**




**SL186
BMW 3,5,7 SERIES**



**SL187
MAZDA 626 2.0L**



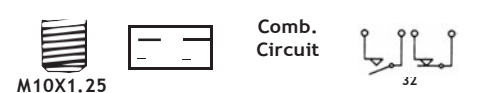
**SL188
TOYOTA**



**SL189
FORD FIESTA,FOCUS,
MONDEO**



**SL190
HYUNDAI**





SL191
NISSAN PRIMERA 1.6/2.0



SL192
**FORD ESCORT, FIESTA
IKON, MAZDA SOHO**



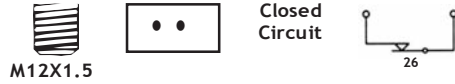
SL193
AUDI, VW




SL194
AUDI, VW



SL195
**AUDI A4, A6,
VW**



SL196
**AUDI A4, A6,
VW**



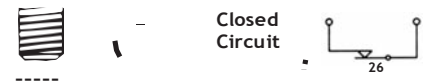
SL197
BMW, LAND ROVER



SL198
**BMW 318i
clutch pedal switch**



SL199
**CHEV, DAEWOO LANOS, NUBIRA
w/o cruise control**




SL200
MERCEDES



SL201
RENAULT, VOLVO



SL202
RENAULT



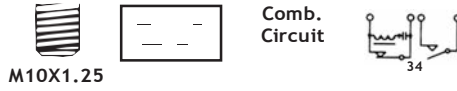
REPLACES SWITCH WITH YELLOW HSG.
AND BLACK CONNECTOR



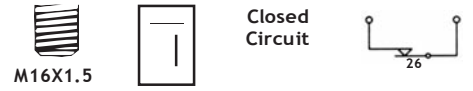
**SL203
RENAULT**



**SL204
TOYOTA**
with cruise control



**SL205
HYUNDAI, KIA
MITSUBISHI PAJERO, SUZUKI**




REPLACES SWITCH WITH GREEN HSG.
AND GREEN CONNECTOR



**SL206
FORD FIESTA, FOCUS
MONDEO**



**SL207
CHEV**



**SL208
LAND ROVER DEFENDER**



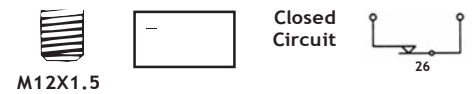
**SL209
VW POLO/PLAYA 1.6i, 1.8i**



**SL210
NISSAN, OPEL
RENAULT CLIO, KANGOO, TRAFIC**



**SL211
HONDA, MG**



**SL212
FIAT**



**SL213
FORD TELSTAR, MAZDA 626
ASTINA, ETUDE, MG**



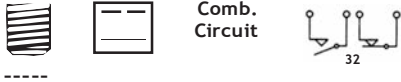
**SL214
ALFA 145, 146**




NEW



SL215
ALFA 147,156,166
FIAT,PEUGEOT



NEW



SL216
ALFA,FIAT,
PEUGEOT



REPLACES OE WHITE PART

NEW



SL217
CITROEN,PEUGEOT



REPLACES OE GREEN PART

NEW



SL218
CITROEN,PEUGEOT



WHITE PLUNGER

NEW




SL219
CITROEN,PEUGEOT

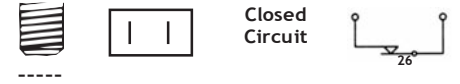


BLACK PLUNGER

NEW



SL220
CITROEN,PEUGEOT



REPLACES OE RED PART


NEW



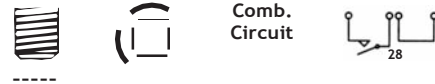
SL221
CITROEN,PEUGEOT



NEW



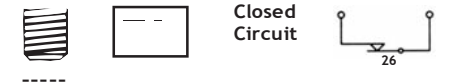
SL222
DAEWOO MATIZ



NEW



SL223
FIAT,PEUGEOT



NEW



SL224
FIAT




NEW



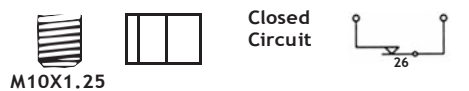
SL225
FORD,TELSTAR
MAZDA 626



NEW



SL226
HONDA




NEW



SL227
HONDA, ISUZU, KIA
MITSUBISHI, SSANGYONG




NEW




SL228
MERCEDES



NEW




SL229
NISSAN

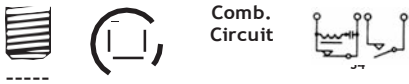


NEW


No clips




SL230
OPEL



NEW




SL231
OPEL ASTRA

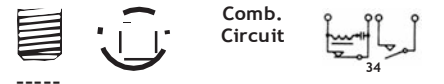


NEW

With clip



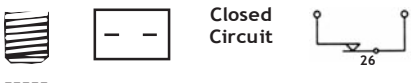
SL232
OPEL




NEW



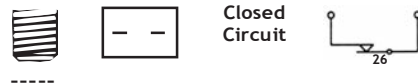
SL233
PEUGEOT



NEW



SL234
PEUGEOT BOXER 2.5TDi



NEW




SL235
RENAULT



REPLACES OE GREEN PART

NEW



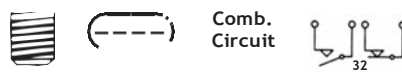
SL236
RENAULT




NEW




SL237
RENAULT




NEW



SL238
VW POLO 1.4TDi






NEW

SL239
JEEP

(this unit self adjusts when installed)

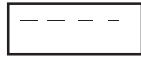


6 blades


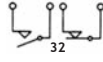


NEW

SL242
AUDI, SEAT, VW



Comb.
Circuit


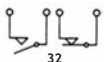


NEW

SL243
FIAT, OPEL



Comb.
Circuit



NEW

SL244
AUDI, SEAT, VW



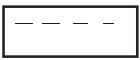
SL778
CHRYSLER early



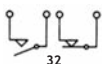
SL900SA
PEUGEOT, RENAULT



6.35mm



Comb.
Circuit

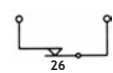


6.35mm



6.35mm

Closed
Circuit



Ω Nominal resistance value (ohm) at 100°C.

NTC, A term used to describe a component whose resistance or capacitance decreases when temperature increases.



TS902SA
NISSAN




TS903SA
MAZDA
can also use TS6047



TS904SA
FORD, MAZDA



REPLACES OE WHITE/YELLOW PART



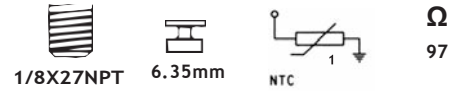
TS906SA
FORD, MAZDA



TS907SA
LEYLAND




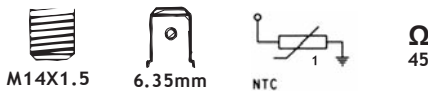
TS908SA
CHEV, OPEL
can also use TS6065



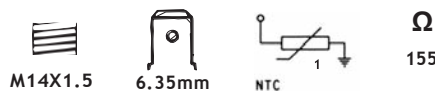
REPLACES OE RED PART




TS909SA
BMW



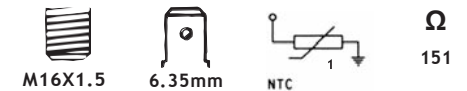
TS910SA
ALFASUD, ALFA 33




REPLACES OE RED/BLACK PART



TS911SA
ALFA




REPLACES OE RED/BLACK PART



TS912SA
FIAT




REPLACES OE PURPLE PART



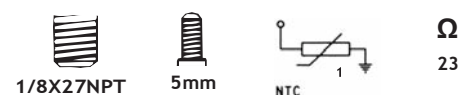
TS913SA
FORD



REPLACES OE WHITE PART




TS914SA
FORD, MAZDA
can also use TS906SA yellow



Ω Nominal resistance value (ohm) at 100°C.

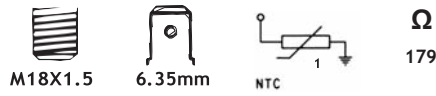
NTC, A term used to describe a component whose resistance or capacitance decreases when temperature increases.



TS915SA
JAGUAR, LAND ROVER
ROVER, TRIUMPH



TS917SA
PEUGEOT, RENAULT




TS918SA
DAEWOO, OPEL,
RENAULT




REPLACES OE PURPLE/RED/YELLOW PART

REPLACES OE BLACK PART



REPLACES OE GREEN PART



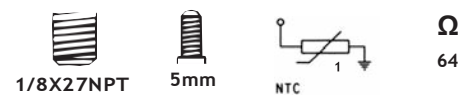
TS919SA
FORD, MAZDA



TS920SA
FORD, MAZDA
can also be TS913SA purple



TS921SA
FORD ESCORT 1.4
SIERRA V6 LATER MDLS.



TS6010
NISSAN
can also be TS902SA



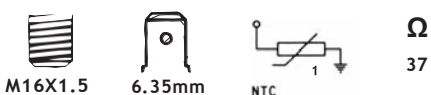
TS6011
NISSAN LAUREL 2.0



TS6020
INYATHI, TOYOTA



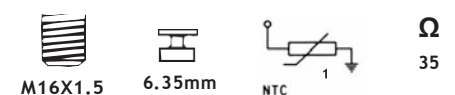
TS6021
TOYOTA



TS6030
COLT, FORD
MITSUBISHI



TS6031
CHEV, ISUZU
can also be TS6057



Ω Nominal resistance value (ohm) at 100°C.

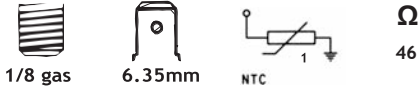
NTC, A term used to describe a component whose resistance or capacitance decreases when temperature increases.

REPLACES OE BLACK PART



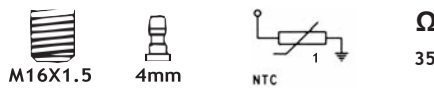
TS6035

**COLT, FORD, HYUNDAI, ISUZU
KIA, MAZDA, MITSU, TOYOTA**



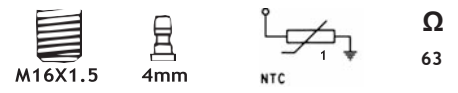
TS6042

**DAIHATSU, FORD, HONDA
MAZDA, SUZUKI**



TS6045

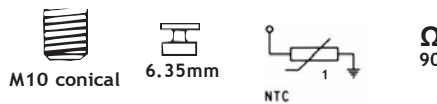
MAZDA




TS6047
FORD, MAZDA



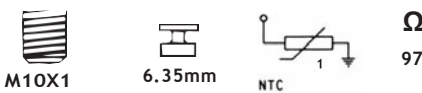
TS6052
VW



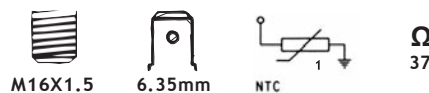
TS6053
VW
for oil temp.



TS6054
AUDI early



TS6055
NISSAN



TS6056
NISSAN



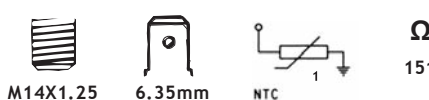
REPLACES OE RED PART



TS6057
ISUZU
can also be TS6031



TS6058
FIAT UNO FIRE 1100



TS6059
FIAT UNO PACER 1400
water temp. warning light




Ω Nominal resistance value (ohm) at 100°C.

NTC, A term used to describe a component whose resistance or capacitance decreases when temperature increases.




TS6060
MERCEDES No Aircon

REPLACES OE BROWN PART

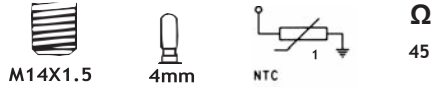


TS6061
BMW
EMS sensor

REPLACES OE BLACK PART



TS6062
BMW, VW GOLF
Sender gauge type




TS6063
FORD, HONDA
MAZDA

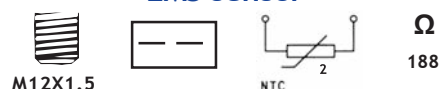
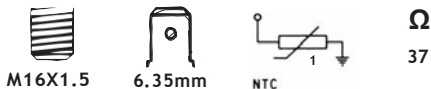


TS6064
BMW, COLT 2.6i
MAZDA B2600

REPLACES OE BLUE PART



TS6065
BMW, FIAT, HYUNDAI, L/ROVER
MG, OPEL, PEUGEOT, VW
EMS sensor




TS6066
ALFA, FIAT UNO TURBO

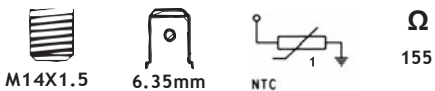


TS6067
HONDA


REPLACES OE GREY/BLACK PART



TS6068
TOYOTA




REPLACES OE GREEN/GREY PART




TS6069
COLT, FORD, LEXUS, MAZDA
SUZUKI, TOYOTA
Multi function switch

REPLACES OE RED/BLACK PART

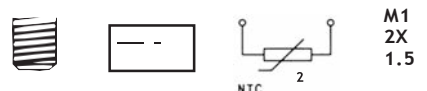


TS6070
FORD ESCORT 1.6, MAZDA SOHO
EMS sensor

REPLACES OE GREY/BLACK PART



TS6071
TOYOTA



Ω
55

M
1
6
X
1
.
5

45 Ω

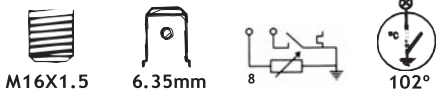


Ω Nominal resistance value (ohm) at 100°C.

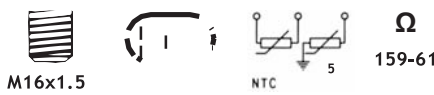
NTC, A term used to describe a component whose resistance or capacitance decreases when temperature increases.



TS6072
MERCEDES SPEEDLINER 709,811
water temp. warning light



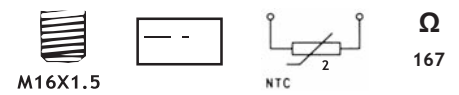
TS6073
OPE,RENAULT CLIO
Multi function switch




REPLACES OE BLACK PART



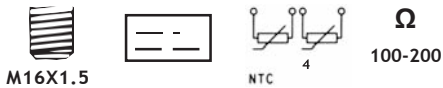
TS6074
BMW 3 SERIES
EMS sensor



REPLACES OE BLACK PART WITH YELLOW RING



TS6075
VW
Thermo switch




REPLACES OE WHITE PART



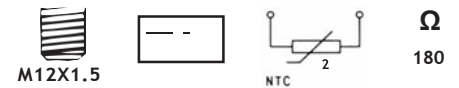
TS6076
BMW,FORD,NISSAN TD25/27
EMS sensor




REPLACES OE RED/D.BLUE PART
REPLACES OE BLACK/GREY PART



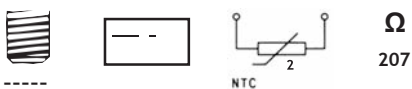
TS6077
KIA,NISSAN
EMS sensor



REPLACES OE DARK BLUE PART



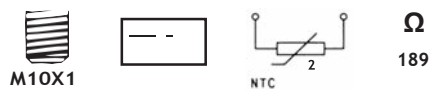
TS6078
VW
EMS sensor




REPLACES OE WHITE PART



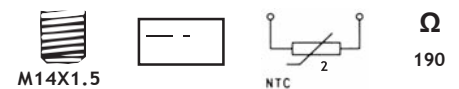
TS6079
AUDI,VW
EMS sensor




REPLACES OE WHITE/BLACK PART



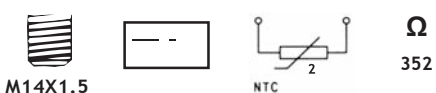
TS6080
BMW,CHANA,VW
EMS sensor



REPLACES OE BLACK PART




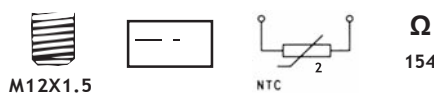
TS6081
BMW 3/5/7 SERIES
EMS sensor



REPLACES OE BLACK PART



TS6082
BMW,LAND ROVER,MG
EMS sensor




TS6083
CHEV,DAEWOO,FIAT,OPEL
Multi function switch



Ω Nominal resistance value (ohm) at 100°C.

NTC, A term used to describe a component whose resistance or capacitance decreases when temperature increases.


REPLACES OE BLACK PART



TS6084
COLT, DAIHATSU, MITSUBISHI
EMS sensor




REPLACES OE BLACK PART



TS6085
MERCEDES
EMS sensor




REPLACES OE BLACK PART



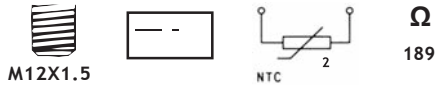
TS6086
MERCEDES
EMS sensor



REPLACES OE RED/DARK BLUE PART



TS6087
NISSAN
Multi function switch



REPLACES OE GREEN/DARK BLUE PART



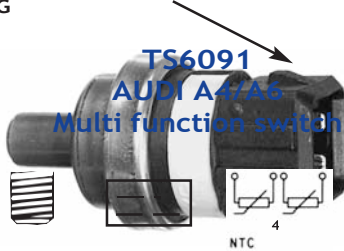
TS6088
RENAULT
EMS sensor



TS6089
AUDI, VW
Multi function switch




REPLACES OE BLACK PART WITH WHITE RING



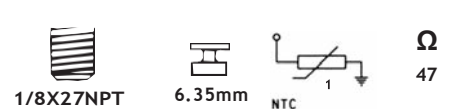
TS6091
AUDI A4/A5
Multi function switch




TS6092
BMW
Multi function switch



TS6093
CHEV, DAEWOO



REPLACES OE LIGHT BLUE PART



TS6094
MERCEDES



TS6095
NISSAN TERRANO II
TD27i



TS6096
RENAULT



Ω Nominal resistance value (ohm) at 100°C.

NTC, A term used to describe a component whose resistance or capacitance decreases when temperature increases.

REPLACES OE WHITE PART



TS6097
RENAULT MEGANE 2.0



REPLACES OE GREEN PART



TS6098
AUDI/VW
Multi function switch



TS6099
MERCEDES 190 no Aircon
water temp. warning light



REPLACES OE PART WITH BLACK RING



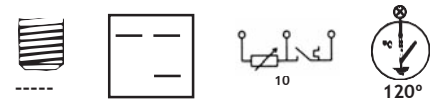
TS6100
RENAULT LAGUNA 2.0, VOLVO
water temp. warning light




TS6101
RENAULT
water temp. warning light



TS6102
RENAULT MEGANE
water temp. warning light




REPLACES OE WHITE PART



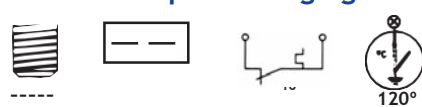
TS6103
VW
Oil temp sender




REPLACES OE WHITE/GREY PART



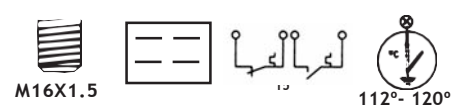
TS6104
AUDI, VW GOLF,
JETTA, POLO, PLAYA
water temp. warning light



REPLACES OE BROWN PART



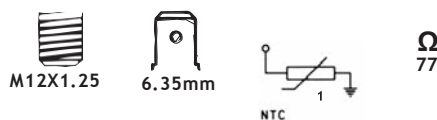
TS6105
VW
water temp. warning light




TS6106
NISSAN
EMS sensor



TS6107
NISSAN



REPLACES OE GREEN PART



TS6109
FORD, MAZDA, TOYOTA
EMS sensor




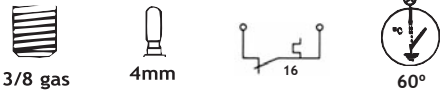
Ω Nominal resistance value (ohm) at 100°C.

NTC, A term used to describe a component whose resistance or capacitance decreases when temperature increases.

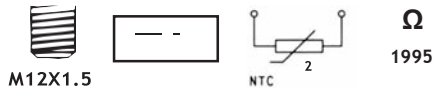
REPLACES OE GREY PART



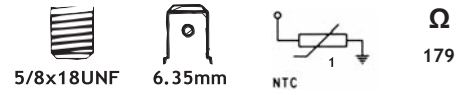
TS6110
FORD, MAZDA (on manifold) B3
water temp. warning light



TS6111
FORD, MAZDA, VOLVO



TS6112
LAND ROVER DEFENDER 2.5 DsL.



REPLACES OE BLACK PART



TS6113
LAND ROVER DEFENDER 300TDi




REPLACES OE GREEN PART



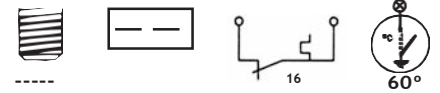
TS6114
LAND ROVER, MG



REPLACES OE PART WITH REDRING



TS6115
VW
water temp. warning light



REPLACES OE BLUE/WHITE/YELLOW PART



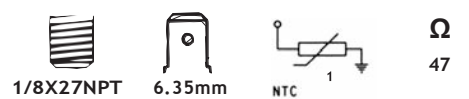
TS6116
VW CARAVELLE, MICROBUS
water temp. warning light



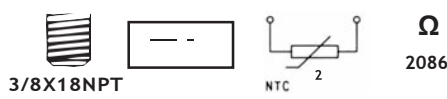
REPLACES OE RED/ORANGE PART



TS6118
COLT, FORD, MAZDA



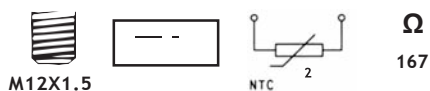
TS6117
FORD FIESTA, FOCUS
MAZDA SOHO



REPLACES OE BLACK PART



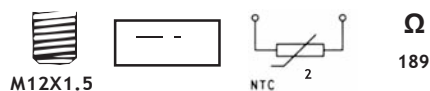
TS6119
OPEL (in thermostat hsg)
Multi function switch



REPLACES OE BLUE/WHITE/BLACK PART



TS6120
CHEV, OPEL (in thermostat hsg)
Multi function switch



REPLACES OE WHITE PART




TS6121
DAEWOO, RENAULT



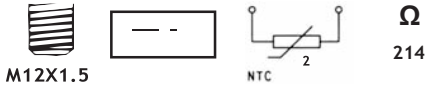
Ω Nominal resistance value (ohm) at 100°C.

NTC, A term used to describe a component whose resistance or capacitance decreases when temperature increases.

REPLACES OE D/BLUE PART



TS6122
FIAT, IVECO
EMS sensor



REPLACES OE RED PART



TS6123
FIAT STRADA 1.2EL
Multi function switch



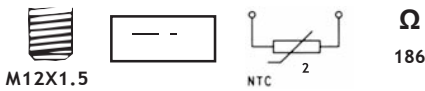
TS6124
ALFA, FIAT (in thermostat hsg)
Multi function switch



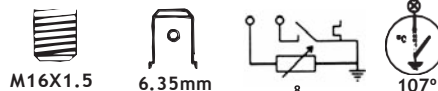
REPLACES OE YELLOW PART



TS6125
FIAT PALIO, SIENA 1.6
EMS sensor




TS6126
FIAT, IVECO, PEUGEOT
water temp. warning light



TS6127
IVECO
water temp. warning light




REPLACES OE BLACK PART



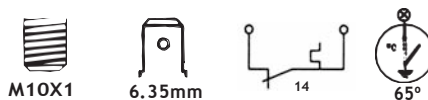
TS6128
MITSUBISHI, HYUNDAI, KIA
EMS sensor




REPLACES OE WHITE PART



TS6129
VW GOLF, JETTA, KOMBI
water temp. warning light




REPLACES OE BLACK PART




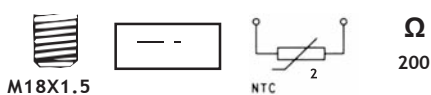
TS6130
VW GOLF, JETTA, MICROBUS
for gauge




REPLACES OE L/BLUE PART



TS6131
FIAT UNO PACER 1400



TS6132
VOLVO S40




TS6133
ALFA, DAIHATSU, FIAT, HONDA
Multi function switch




Ω Nominal resistance value (ohm) at 100°C.

NTC, A term used to describe a component whose resistance or capacitance decreases when temperature increases.

REPLACES OE GREEN PART



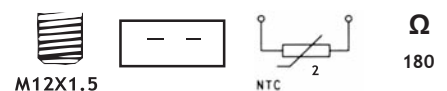
REPLACES OE L/BLUE PART




TS6134
ALFA,FIAT,OPEL (in thermostat housing) Multi function switch

TS6136
ALFA,BMW,SEAT,VW


TS6137
VOLVO 440,460,480
Multi function switch



REPLACES OE GREEN PART WITH YELLOW RING



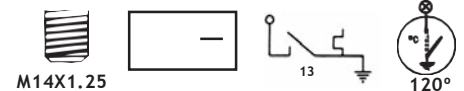
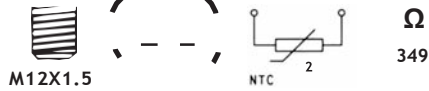
REPLACES OE BLUE PART WITH YELLOW RING





TS6139
CITROEN,PEUGEOT,TOYOTA
Multi function switch

TS6140
CITROEN,PEUGEOT
Multi function switch

TS6141
CITROEN,PEUGEOT
water temp. warning light



REPLACES OE L/BLUE PART




TS6142
CITROEN,FORD,PEUGEOT,VOLVO
Multi function switch

TS6143
CITROEN,PEUGEOT


TS6144
ALFA
water temp. warning light



REPLACES OE GREEN PART WITH YELLOW RING



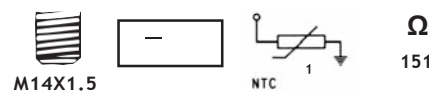
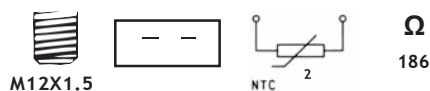
REPLACES OE BLUE PART WITH RED RING



TS6145
CITROEN,PEUGEOT

TS6146
CITROEN,PEUGEOT


TS6147
COLT 2.8DT,
CANTER 4D eng. series



Ω Nominal resistance value (ohm) at 100°C.

NTC, A term used to describe a component whose resistance or capacitance decreases when temperature increases.

REPLACES OE BLACK PART




TS6148
DAEWOO, ISUZU, OPEL
Multi function switch



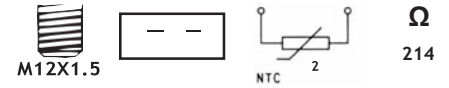
TS6150
DAIHATSU COUPEN, SIRION
water temp. warning light




REPLACES OE BLACK PART



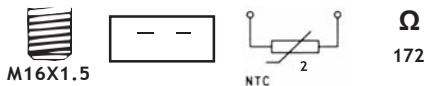
TS6151
FIAT PALIO, SIENA 1.2



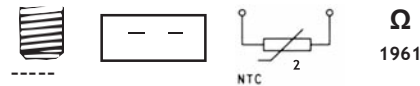
REPLACES OE BLACK PART




TS6152
FIAT PALIO, PANDA, STRADA




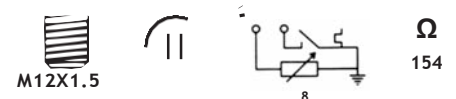
TS6153
FORD ROCAM Eng.
Multi function switch




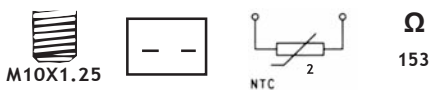
REPLACES OE WHITE/BLACK PART



TS6154
HONDA
Multi function switch




TS6155
HONDA



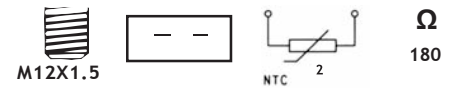
TS6156
KIA 2700, PREGIO



REPLACES OE BLACK PART




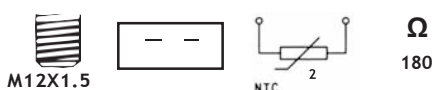
TS6157
LAND ROVER DISCO 3.5 V8
RANGE ROVER 4.6HSE




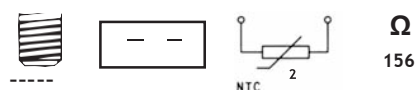
REPLACES OE BROWN PART



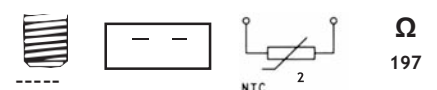
TS6158
LAND ROVER FREELANDER 1.8i
MG, ROVER



TS6159
BMW X5,
RANGE ROVER 3.0TD6



TS6160
FIAT



Ω Nominal resistance value (ohm) at 100°C.

NTC, A term used to describe a component whose resistance or capacitance decreases when temperature increases.



TS6162
MERCEDES




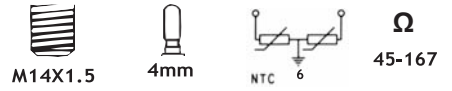
TS6163
MERCEDES, SEAT
Multi function switch




REPLACES OE GREEN PART




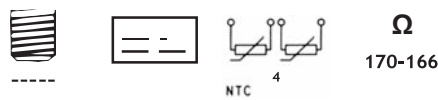
TS6164
MERCEDES, OPEL



TS6165
MERCEDES C CLASS




TS6166
NISSAN, OPEL, RENAULT
(in thermostat hsg)
Multi function switch




TS6167
OPEL ASTRA 200i
(in thermostat hsg)



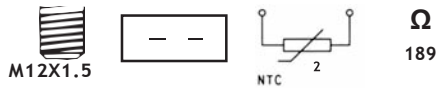
REPLACES OE BROWN/GREEN PART



TS6169
PEUGEOT

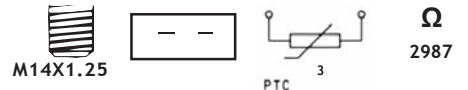


TS6170
PEUGEOT 306 1.6




TS6171
PEUGEOT, VOLVO


PTC (resistance or capacitance increases when temperature is raised)



REPLACES OE BROWN PART




TS6172
RENAULT LAGUNA



TS6174
JEEP



REPLACES OE BLACK PART



TS6175
AUDI, VW



NEW



TS6176
CHRYSLER NEON
GRAND VOYAGER



NEW



TS6177
CHRYSLER PT CRUISER
GRAND VOYAGER



NEW




TS6178
FORD, VOLVO



NEW




TS6179
JEEP CHEROKEE, WRANGLER



NEW

TS6180
FORD BANTAM 1.8D
MERCEDES VITO



NEW

TS6181
MERCEDES



NEW



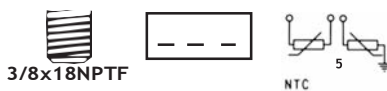
TS6182
FORD FOCUS 2.5
VOLVO S40 2.5



NEW




TS6183
HYUNDAI ACCENT, GETZ, MATRIX
KIA MAGENTIS





DS112

**3 SLIP TERMINAL-WATERPROOF
2 HOLE MNTG. VALIANT
foot operated**



DS113

**3 SLIP TERMINAL-WATERPROOF
2 HOLE MNTG. FORD**



DS115

**3 SLIP TERMINAL-WATERPROOF
2 HOLE MNTG. CHEV**



DS120

**4 SLIP TERMINAL
2 HOLE MNTG.
VW**



HB6132

**STEEL SHELL,
FLAT SURFACE MOUNTING
CHROME PLATED PLASTIC BUTTON**



HL6049

**PUSH-PULL 5 TERMINAL
3 POSITION
30AMP FUSE**




STB6032

**NORMALLY OFF,
MOMENTARILY ON
2 SCREW TERMINAL**



11-339
(31/49a/49)12v 3 Pin
FORD,VW 2(4) x 21W



11-512
12v 2 Pin ELECTRONIC
14 x 21w globes - 290W



11-513
12v 3 Pin ELECTRONIC
14 x 21w globes - 290W



11-515
24v 2 Pin UNIVERSAL
15 x 21W



11-516
24v 3 Pin ELECTRONIC
15 x 21w globes - 300W



11-801
(85/86/87/30)
12v UNIVERSAL 4 pin, 30amp



11-803
(85/86/30/87a/87)
12v UNIVERSAL 5 pin, 30 amp



550
12v 3 Pin
to flash two-four 32 C.P. lamps



552
12v 2 Pin requiring 2-8 lamps
for Hazard Warning



FU24V
24V 3 Pin



KS100

With 2 keys, 6v,12v, 4 positions
(ACC,OFF,IG,ST)
4 terminals (screw type), 3/4"
mounting hole fitting Mitsubishi,
Toyota



KS300

Universal Diesel type With 2 keys,
24v 4 positions (ON,OFF,ON,ST)
4 Terminals (screw type)
1" dia. mounting hole



KS400

Nissan LDV's



**HEAD OFFICE
JOHANNESBUR RANDBURG
TIME ACCESS AND AUTOMOTIVE SYSTEMS,
23 STEVENS ROAD, BLAIRGOWRIE, RANDBURG,
South Africa**

**Tel: +27(0)11 326 4146
Fax: +27(0)11 781 4392
adriang@lantic.net
www.t-a-s.co.za
www.timeandautomotive.co.za**